

HAWAII

V.J. HAWTHORNE

WAC Offensive Unit of the Year
Wide Receiver

JASON RIVERS

All-WAC Second Team
Wide Receiver

DAVONE BESS

AP All-America Third Team
All-WAC First Team
Wide Receiver

RYAN GRICE-MULLEN

All-WAC First Team
Wide Receiver

COLT BRENNAN

Helsman Trophy Finalist
AP All-America Third Team
WAC Offensive Player of the Year
Quarterback

HERCULES SATELE

FWAA All-America
All-WAC First Team
Offensive Line

JOHN ESTES

All-WAC First Team
Offensive Line



WARRIOR FOOTBALL 2008 SUGAR BOWL

HAWAII VS. GEORGIA ► JANUARY 1, 2008 ► NEW ORLEANS, LA

HAWAII

The June Jones Era

- ▶▶ **Six bowl games:**
 - 2008 Allstate Sugar Bowl**
 - 2003, 2004 & 2006 Sheraton Hawai'i Bowl champion**
 - 2002 ConAgra Foods Hawai'i Bowl**
 - 1999 Jeep O'ahu Bowl champion**
- ▶▶ **2007 Western Athletic Conference champion**
- ▶▶ **1999 Western Athletic Conference co-champion**
- ▶▶ **1999 National Football Coach of the Year by CNN/Sports Illustrated, American Football Coach/Schutt Sports, and The Sporting News**
- ▶▶ **Three-time WAC Coach of the Year (1999, 2006, 2007)**
- ▶▶ **16 NFL draft picks, including the highest in school history (WR Ashley Lelie, 19th overall in 2002), and a record five in 2007**
- ▶▶ **Led the Western Athletic Conference and finished in the Top 5 nationally in passing for nine straight seasons (led the nation in scoring in 2007)**
- ▶▶ **Teams broke 411 school records and 53 NCAA records**
- ▶▶ **Mentored quarterbacks Timmy Chang and Colt Brennan, both of whom have rewritten NCAA passing records.**
- ▶▶ **Seven All-Americans, including two first-team freshmen All-Americans**
- ▶▶ **101 all-WAC awards, including two freshmen of the year, two offensive players of the year, and one defensive player of the year**
- ▶▶ **27 Academic all-WAC honorees**
- ▶▶ **Winningest coach in UH football history (since joining the NCAA)**





TABLE OF CONTENTS

General Information.....	1
Notes	2-5
General Notes.....	2-5
National Polls	2
WAC Standings, WAC Bowl Affiliates	3
All-WAC Teams	4
Offense Notes	5
2007 Awards & Honors	5
Defense & Special Teams Notes	6
Comparing the Hawai'i Warriors & Georgia Bulldogs	7
Head Coach June Jones.....	8-9
Assistant Coaches	8
Superlatives Under Jones	9
Rosters & Pronunciation Chart	10-11
Depth Charts	12-13
Senior Quarterback Colt Brennan	14-16
Warrior Capsules	17-25
2007 Records	26
2007 Statistics.....	27-43
2007 Participation.....	30
Game-by-Game Starters & Leaders.....	31
Redzone Statistics	32
Hawai'i Game-by-Game Statistics	33
Opponents Game-by-Game Statistics.....	34
Individual Game-by-Game Statistics	35-36
Individual & Team Game Highs	37
By the Numbers.....	38-39
The Warriors When... ..	38
NCAA & WAC Rankings	38
Future Schedules	38
Career Record Watch	39
Big Plays, More Numbers	39
Home Stats.....	40-41
Away Stats	42-43
The Last Time... ..	44
2007 Game Recaps & Statistics.....	45-50
University of Hawai'i Football History	51-54
Bowl Game Reviews & Recaps	55-57
Warriors' Bowl Game Records	58
All-Time Record vs. Ranked Opponents.....	58
University of Hawai'i: Administration.....	60
University of Hawai'i: Athletics Administration	61
The University of Hawai'i at Manoa.....	62-63
University of Hawai'i Athletics History	64

CHECK OUT

HAWAIIATHLETICS.COM

FOR ALL OF THE LATEST INFORMATION ON YOUR
UNIVERSITY OF HAWAII TEAMS

UH SPORTS MEDIA RELATIONS

Derek Inouchi, Media Relations Director
(Football contact)

E-mail: inouchi@hawaii.edu

Cell: (808) 783-3693

Markus Owens, Asst. Media Relations Director
(Football contact)

E-mail: owensm@hawaii.edu

Cell: (808) 428-6807

Office: (808) 956-7523 Fax: (808) 956-4470

Address: 1337 Lower Campus Rd., Honolulu, HI 96822

Athletics Website: www.HawaiiAthletics.com

Colt Brennan Website: colt.hawaiiathletics.com

WHAT'S AN 'OKINA

Q: Ever wondered what that punctuation mark in the word Hawai'i is?

A: In the Hawaiian language, it's called an 'okina, which translated literally in English means separator.

Phonetically it is referred to as a glottal stop, similar to the sound that would be made in the English oh-oh.

The 'okina is actually a letter in the Hawaiian language and typed out looks like a backwards apostrophe.

The practice of the UH Sports Media Relations office is to use the 'okina in all Hawaiian words in which they occur.

2007 SCHEDULE

Date	Opponent	Time/Result
Sept. 1	NORTHERN COLORADO	W, 63-6
Sept. 8	at Louisiana Tech*	W, 45-44 (OT)
Sept. 15	at UNLV	W, 49-14
Sept. 22	CHARLESTON SOUTHERN	W, 66-10
Sept. 29	at Idaho*	W, 48-20
Oct. 6	UTAH STATE*	W, 52-37
Oct. 12	at San Jose State* (ESPN)	W, 42-35 (OT)
Oct. 27	NEW MEXICO STATE*	W, 50-13
Nov. 10	FRESNO STATE* (ESPN2)	W, 37-30
Nov. 16	at Nevada* (ESPN2)	W, 28-26
Nov. 23	BOISE STATE* (ESPN2)	W, 39-27
Dec. 1	WASHINGTON (ESPN2)	W, 35-28
Jan. 1	vs. Georgia (FOX)	7:30 pm

BOLD CAPS = Home games played at Aloha Stadium

* = denotes WAC game

All times local to site

HAWAII QUICK FACTS

Location:Honolulu, HI
Founded1907
Enrollment20,307
Colors.....Green, Black, White, Silver
NicknameWarriors
ConferenceWestern Athletic
Stadium (Capacity)Aloha Stadium (50,000)
SurfaceFieldTurf
2007 Overall Record12-0
2007 Conference Record (Place).....8-0 (1st)

WE ARE THE "WARRIORS"

When referring to the UH football team, please use the nickname "Warriors." Other UH teams go by the nickname "Rainbow Warriors" or "Rainbow Wahine" however, the football team prefers the nickname Warriors.

GAME NOTES

- ▶ UH is 12-0 for first time in school history.
- ▶ UH's current No. 10 position in the coaches and AP poll are the highest national ranking in school history.
- ▶ UH received first place votes in both the coaches and AP polls for the first time in program history.
- ▶ UH is the only unbeaten team in the Football Bowl Subdivision.
- ▶ UH's 12 wins this season is a single-season high.
- ▶ UH has won its last three bowl games, dating back to 2003.
- ▶ UH has finished a season unbeaten five times in its history (1917, 1919, 1924, 1925).
- ▶ UH has a 13-game win streak, the longest nationally and longest in school history.
- ▶ UH has won 22 of its last 23 games overall.
- ▶ UH leads the nation in scoring average (46.2).
- ▶ UH currently owns a school-record 15-game WAC win streak.
- ▶ Wide receiver Jason Rivers leads the nation with a 49-game consecutive streak of at least one reception.



BCS STANDINGS (Dec. 2, 2007)

Rk	School (1st Place Votes)	Record	Avg.	LW
1	Ohio State	11-1	.959	3
2	LSU	11-2	.939	7
3	Virginia Tech	11-2	.870	6
4	Oklahoma	11-2	.857	9
5	Georgia	10-2	.839	4
6	Missouri	11-2	.776	1
7	USC	10-2	.764	8
8	Kansas	11-1	.759	5
9	West Virginia	10-2	.663	2
10	Hawai'i	12-0	.647	12
11	Arizona State	10-2	.620	13
12	Florida	9-3	.613	10
13	Illinois	9-3	.460	15
14	Boston College	10-3	.459	11
15	Clemson	9-3	.384	16
16	Tennessee	9-4	.325	14
17	Brigham Young	10-2	.303	19
18	Wisconsin	9-3	.292	18
19	Texas	9-3	.252	20
20	Virginia	9-3	.235	NR

ASSOCIATED PRESS POLL (Dec. 2, 2007)

Rk	School (1st Place Votes)	Record	Points	LW
1	Ohio State (50)	11-1	1,578	3
2	LSU (11)	11-2	1,519	5
3	Oklahoma (1)	11-2	1,423	9
4	Georgia (1)	10-2	1,421	4
5	Virginia Tech (1)	11-2	1,380	6
6	USC	10-2	1,346	8
7	Missouri	11-2	1,195	1
8	Kansas	11-1	1,164	7
9	Florida	9-3	1,071	10
10	Hawai'i (1)	12-0	1,050	11
11	West Virginia	10-2	1,040	2
12	Arizona State	10-2	939	13
13	Illinois	9-3	797	15
14	Boston College	10-3	668	12
15	Clemson	9-3	614	16
16	Tennessee	9-4	554	14
17	Texas	9-3	517	17
18	Wisconsin	9-3	447	19
19	Brigham Young	10-2	439	21
20	Cincinnati	9-3	394	20
21	Virginia	9-3	344	22
22	Auburn	8-4	264	23
23	South Florida	9-3	246	25
24	Boise State	10-2	221	24
25	Arkansas	8-4	173	NR

USA TODAY COACHES POLL (Dec. 2, 2007)

Rk	School (1st Place Votes)	Record	Points	LW
1	Ohio State (46)	11-1	1,469	3
2	LSU (11)	11-2	1,418	7
3	Oklahoma (2)	11-2	1,331	8
4	Georgia	10-2	1,277	4
5	Virginia Tech	11-2	1,242	5
6	USC	10-2	1,227	9
7	Missouri	11-2	1,104	4
8	Kansas	11-1	1,099	5
9	West Virginia	10-2	1,010	1
10	Hawai'i (1)	12-0	994	10
11	Arizona State	10-2	900	13
12	Florida	9-3	890	11
13	Illinois	9-3	747	14
14	Boston College	10-3	617	12
15	Wisconsin	9-3	594	16
16	Clemson	9-3	567	17
17	Texas	9-3	498	18
18	Tennessee	9-4	480	15
19	Brigham Young	10-2	462	19
20	Virginia	9-3	332	21
21	Auburn	8-4	289	21
22	Boise State	10-2	246	23
23	Cincinnati	9-3	215	24
24	Arkansas	8-4	137	25
25	South Florida	9-3	115	NR

GENERAL NOTES

BCS BOUND ► In the final Bowl Championship Series (BCS) standings of 2007, UH is No. 10, its highest position of the season, awarding the Warriors a berth in one of the five BCS bowl games, the Sugar Bowl. In the other polls, the Warriors are No. 10 in the *USA Today* Coaches poll, the Associated Press poll and the Harris Poll.

CRASHING THE PARTY ► With its invitation to the Sugar Bowl, Hawai'i becomes the third team from a non-BCS conference, and the second WAC team, to make it into a BCS bowl game. All three teams went into their bowl game with undefeated records. Utah, of the Mountain West Conference, qualified for the Fiesta Bowl in 2004 after reaching a No. 6 BCS ranking. Utah defeated Pittsburgh 35-7. Last year, fellow WAC member Boise State went to the Fiesta Bowl after finishing the regular season with a No. 8 BCS ranking. The Broncos defeated Oklahoma, 43-42, in an epic overtime battle.

LAST TEAM STANDING ► UH is the last remaining undefeated team in the Football Bowl Subdivision (formerly Division I-A). Kansas (11-1) had won its first 11 games before falling to Missouri on Nov. 24. UH is just the eighth WAC team to ever finish a regular season undefeated, with four teams also winning their bowl games to close their seasons without a loss. Arizona State accomplished the feat in 1970 (11-0) and 1975 (12-0); Brigham Young finished 13-0 in 1984 en route to a national championship; and Boise State had an unblemished 13-0 mark last season. Three teams, Wyoming in 1967 (10-1), Brigham Young in 1979 (11-1) and Boise State in 2004 (11-1) all went undefeated through the regular season, but lost their bowl games.

LEFT OUT WITHOUT A LOSS ► Since the Bowl Championship Series standings started in 1998, 18 teams have ended the regular season undefeated, with Hawai'i being the 18th. Of those 18, five teams have gone undefeated without being invited to the national championship game. The first two were Tulane in 1998 and Marshall in 1999, with neither qualifying to play in a BCS bowl. Auburn finished undefeated and third in the BCS standings in 2004, going to the Sugar Bowl, while Boise State finished undefeated and eighth in the 2006 BCS standings, going to the Fiesta Bowl.

THE STREAK CONTINUES ► UH's current 13-game win streak, dating back to 2006, is the longest in the nation. It also broke the previous school-record of 11 set during the 1980-81 seasons. In addition, the Warriors own a 15-game WAC win streak, the longest in school history.

BRENNAN MAKES THE SHOW ► Quarterback Colt Brennan was named one of the four finalists for the Heisman Trophy, finishing third in the voting behind Florida's Tim Tebow and Arkansas' Darren McFadden. Brennan was the highest finisher out of a non-BCS conference school since Steve McNair of Alcorn State finished third in 1994.

CARRYING ON THE WAC'S HEISMAN TRADITION ► Colt Brennan's third place finish this year was also just the seventh time since 1990 that a player from the Western Athletic Conference finished in the top five. The others were David Carr of Fresno State (5th in 2001), LaDarian Tomlinson of Texas Christian (4th in 2000), Marshall Faulk of San Diego State (4th in 1993, 2nd in 1992), and Ty Detmer of Brigham Young (3rd in 1991 and 1st in 1990), the last winner from a non-BCS conference.

EVEN MORE ON THE HEISMAN ► Colt Brennan also became the first player from a non-BCS conference to finish in the top six of the voting in back-to-back seasons since Marshall Faulk finished second and fourth in 1992 and 1993, respectively.

WAC CHAMPS! ► UH's win over five-time defending champion Boise State on Nov. 23 gave the Warriors their first outright WAC championship. UH previously shared WAC titles in 1992 and 1999. It also marked the first time Hawai'i finished a conference season undefeated (8-0).

HAWAI'I IN MODERN ERA BOWL GAMES ► This will be UH's eighth appearance in a bowl game since becoming a Division I member in 1974. Hawai'i is 5-2 in bowl games, winning its last three bowls. UH got its first bowl nod in 1989 to the Jeep Eagle Aloha Bowl in which they lost to Michigan State 33-13. UH's next bowl game was at the 1992 Thrifty Car Rental Holiday Bowl, where they beat Illinois, 27-17, to cap an 11-2 season. UH's five other bowl appearances came under the watch of June Jones, one O'ahu Bowl win over Oregon State in 1999 and four Hawai'i Bowl appearances in 2002, '03, '04 and '06.

PLAYING TEAMS WITH NUMBERS BEFORE THEIR NAMES

Hawai'i has a long history of playing teams ranked in the Associated Press Poll, dating back to 1956. The Warriors are 7-28 against ranked teams, including a record of 3-10 vs. teams ranked in the top 10 and 1-7 vs. teams ranked in the top five. UH's last win over a ranked team came this season on Nov. 23, when it defeated No. 17 Boise State 39-27. Its last win over a team ranked in the top 10 was on Dec. 8, 2001, defeating No. 9 Brigham Young, 72-45. UH's only win over a top five team also came against BYU, defeating the then undefeated Cougars 59-28 on Dec. 1, 1990.

HAWAI'I VS. THE SEC ► The Warriors own a 1-6 record all-time against teams that are currently in the Southeastern Conference. Hawai'i is 0-2 in two meetings vs. Tennessee in the 1970s and 0-1 vs. both Kentucky, in 1958, and Arkansas, in 1987. UH's most recent series with a team from the SEC was with the Alabama Crimson Tide over the past six years. The Warriors lost to No. 14 Alabama at home in 2002 before defeating the Crimson Tide the very next year at Aloha Stadium. UH then took a trip to Alabama for the 2006 season-opener, losing a close 25-17 battle.



UH IN THE STATE OF LOUISIANA ► The Sugar Bowl will be UH's fourth-ever game in the state of Louisiana and the second this season. Hawai'i is 2-1 in the state, having played in Ruston, La., three times. UH beat Louisiana Tech in 2003 and 2007, while falling in 2005.

WARRIORS DOWN SOUTH ► Hawai'i has played in six total games in the Southern region of the country, holding a 2-4 record. Besides UH's 2-1 record at Louisiana Tech, the Warriors have also played at Alabama in 2006, at Tennessee in 1972 and at Kentucky in 1958.

UH VS. BCS CONFERENCE SCHOOLS UNDER JONES ► Since June Jones took over the program in 1999, the Warriors are 7-10 against BCS conference teams. UH's seven wins are against Oregon State (1999), Alabama (2003), Northwestern (2004), Michigan State (2004), Purdue (2006), Arizona State (2006), and Washington (2007).

10-WIN SEASONS ► The Warriors' 12 wins this season marks the third time under the June Jones era and fifth time in school history that UH has reached the double-digit win mark. The Warriors also broke the school record for wins in a season, previously 11, set by the 1992 and 1999 teams. The 1925 team finished the season 10-0 and the 2002 squad was 10-4.

NEW YEAR'S DAY BOWLS ► The Sugar Bowl will not be UH's first New Year's Day bowl appearance. UH has appeared on New Year's Day 17 times from 1923-1951. The Rainbows, as they were known then, played in the Poi Bowl, which was later renamed the Pineapple Bowl in 1946. UH's all-time record on New Year's Day is 8-9.

NEW YEAR'S RAINBOW ► UH's New Year's Day game against Oregon State in 1924, sparked the nickname "Rainbows." A rainbow appeared over the field late in the team's contest against OSU. The "Deans," as UH teams were known then, scored shortly thereafter and held on to a 7-0 victory. Reporters started calling the team Rainbows and the tradition began that whenever a rainbow appeared over the UH campus, Hawai'i could not lose. Hawai'i carried that name until the 1974 season, when UH became the "Rainbow Warriors." They then became the "Warriors" in 2000.

PERFECT SEASONS ► UH has finished a season undefeated three times in its history. The team's last unblemished mark was in 1934 when the Rainbows finished 6-0 under head coach Otto "Proc" Klum. In 1924, UH went 8-0 and bettered that mark with a 10-0 record in 1925 under Klum. Twice, UH had no loss but one tie records in 1917 (4-0-1) and 1919 (4-0-1).

IN FRONT OF THE BIG CROWDS ► With the expected sellout crowd at the Sugar Bowl, UH will likely play in front of a crowd of more than 70,000 for just the sixth time in school history. Hawai'i played in front of the biggest crowd in program history last season, when 92,138 saw their season-opener at Alabama. The other games in front of crowds in excess of 70,000 were at Michigan State in 2005 (74,043), at Southern California in 2003 (73,654), at Iowa in 1991 (70,044) and at Nebraska in 1978 (75,615).

UH'S TRIFECTA ► Three Warrior receivers posted 1,000-yard seasons in 2007, marking just the second time in NCAA history. Texas Tech was the first to achieve it in 2003. Ryan Grice-Mullen has a team-leading 1,335 yards, followed by Davone Bess (1,213) and Jason Rivers (1,069).

MAKING HISTORY ► Quarterback Colt Brennan has sole possession of three more Football Bowl Subdivision records for career touchdown passes (131), most TDs responsible for (146) and most points responsible for (886). Brennan and receiver Davone Bess also tied the NCAA mark for passer-receiver TD combinations with 39. In all, Brennan has broken or tied 29 NCAA records.

JONES ON THE NATIONAL STAGE ► Head Coach June Jones is garnering national attention this season as he's a finalist for the Eddie Robinson and Bear Bryant National Coach of the Year awards while also making the watch list for the Bobby Dodd Award.

SPORTS ILLUSTRATED GIVES UH ITS DUE ► Although it isn't the only publication that has given Hawai'i All-America honors, CNN/Sports Illustrated has given the Warriors the most love, honoring five total players. Colt Brennan and Ryan Grice-Mullen were both named to the second team, with Davone Bess, Jason Rivers and Hercules Satele garnering honorable mention recognition.

BESS AN ALL AMERICAN, THREE WAYS ► Davone Bess earned All-America honors from three different organizations. The junior receiver was named to the second team by the *Walter Camp Foundation*, to the third team by Rivals.com and an honorable mention All American by *CNN/Sports Illustrated*.

SATELE GETS SOME ALL AMERICAN LOVE TOO ► Offensive guard Hercules Satele earned recognition on the *Football Writers Association of America* All-America team. Satele was the only player from the WAC voted to the 25-man team and was one of just three players from non-BCS schools. Satele was also an honorable mention All-American by *CNN/Sports Illustrated*.

WAC STANDINGS (as of Dec. 2)

	WAC			All			Hm	Rd	Neu	Stk
	W	L	Pct.	W	L	Pct.				
Hawai'i	8	0	1.000	12	0	1.000	7-0	5-0	0-0	W13
Boise State	7	1	.875	10	2	.833	7-0	3-2	0-0	L1
Fresno State	6	2	.750	8	4	.667	5-1	3-3	0-0	W2
Nevada	4	4	.500	6	6	.500	4-2	2-4	0-0	W1
Louisiana Tech	4	4	.500	5	7	.417	3-2	2-5	0-0	L1
San Jose State	4	4	.500	5	7	.417	4-1	1-6	0-0	W1
Utah State	2	6	.250	2	10	.167	0-5	2-5	0-0	W2
New Mexico St.	1	7	.125	4	9	.308	4-3	0-6	0-0	L5
Idaho	0	8	.000	1	11	.083	1-5	0-6	0-0	L10

2007 WAC BOWL AFFILIATIONS



NEW MEXICO BOWL

Saturday, Dec. 22
Nevada vs. New Mexico



SHERATON HAWAII BOWL

Sunday, Dec. 23
East Carolina vs. Boise State



ROADY'S HUMANITARIAN BOWL

Monday, Dec. 31
Georgia Tech vs. Fresno State



ALLSTATE SUGAR BOWL

Tuesday, Jan. 1
Hawai'i vs. Georgia

WAC PRE-SEASON POLLS

Coaches' Poll

Rank	Team (1st Place Votes)	Points
1.	Hawai'i (6)	62
2.	Boise State (3)	59
3.	Nevada	45
4.	Fresno State	40
5.	San Jose State	39
6.	New Mexico State	31
7.	Louisiana Tech	25
8.	Utah State	13
9.	Idaho	10

Media Poll

Rank	Team (1st place votes)	Points
1.	Hawai'i (32)	494
2.	Boise State (26)	490
3.	Fresno State	361
4.	Nevada	337
5.	San Jose State	321
6.	New Mexico State	233
7.	Louisiana Tech	157
8.	Utah State	110
9.	Idaho	107

The media also voted on preseason players of the year. Hawai'i quarterback **Colt Brennan** was voted the Offensive Player of the Year for the second-straight pre-season, while San Jose State defensive back Dwight Lowery was picked as the Defensive Player of the Year.



2007 ALL-WAC

FIRST TEAM

Offense

WR-Jeremy Childs, BSU, So.

WR-\$*Davone Bess, UH, Jr.

WR-Ryan Grice-Mullen, UH, Jr.

TE-Bear Pascoe, FSU, Jr.

OL-*Ryan Clady, BSU, Jr.

OL-Ryan Wendell, FSU, Sr.

OL-John Estes, UH, So.

OL-Hercules Satele, UH, Sr.

OL-%Dominic Green, UN, Jr.

QB-*Colt Brennan, UH, Sr.

RB-*Ian Johnson, BSU, Jr.

RB-Luke Lippincott, UN, Jr.

Specialists

PK-Dan Kelly, UH, Jr.

P-Chris Keagle, LTU, Jr.

ST-Kevin Robinson, USU, Sr.

Defense

DL-David Veikune, UH, Jr.

DL-%Tyler Clutts, FSU, Sr.

DL-Nick Schlekeway, BSU, Sr.

DL-%Mike Lafaele, UH, Sr.

LB-Marcus Riley, FSU, Sr.

LB-Solomon Elimimian, UH, Jr.

LB-%Adam Leonard, UH, Jr.

LB-*David Vobora, UI, Sr.

LB-%Matt Castelo, SJSU, Sr.

DB-#%Marty Tadman, BSU, Sr.

DB-Antonio Baker, LTU, So.

DB-Myron Newberry, UH, Sr.

DB-*Dwight Lowery, SJSU, Sr.

SECOND TEAM

Offense

WR-%Jason Rivers, Sr., UH

WR-*Chris Williams, Jr., NMSU

WR-Kevin Jurovich, Jr., SJSU

TE-Adam Bishop, Sr., UN

OL-Tad Miller, Sr., BSU

OL-Adam Korby, Jr., UI

OL-Tyler Miller, Sr., LTU

OL-Mike Martinez, Sr., NMSU

OL-John Booker, Sr., SJSU

OL-Shawn Murphy, Sr., USU

QB-Taylor Sharp, Sr., BSU

RB-Deonte Jackson, Fr., UI

RB-Patrick Jackson, Jr., LTU

Defense

DL-Josh Muse, Sr., LTU

DL-Chris Pugh, Sr., LTU

DL-%Matt Hines, Sr., UN

DL-Jarron Gilbert, Jr., SJSU

LB-Quin Harris, Jr., LTU

LB-*Ezra Butler, Sr., UN

LB-Dante Floyd, Sr., NMSU

LB-Jake Hutton, Jr., USU

DB-Kyle Wilson, So., BSU

DB-*Stanley Franks, Sr., UI

DB-Shiloh Keo, So., UI

DB-Christopher Owens, Jr., SJSU

Specialists

PK-Kyle Brotzman, Fr., BSU

P-Leon Jackson III, Sr., USU

ST-A.J. Jefferson, So., FSU

ST-Shiloh Keo, So., Idaho

TOP INDIVIDUAL AWARDS

Offensive Player of the Year – Colt Brennan, Sr., QB, UH

Defensive Player of the Year – Marcus Riley, Sr., LB, FSU

Freshman of the Year – Colin Kaepernick, QB, UN

Coach of the Year – June Jones, UH

SPECIAL AWARD

Offensive Unit of the Year – Hawai'i: Davone Bess, Jr.,

WR; Colt Brennan, Sr., QB; Ryan Grice-Mullen, Jr., WR;

C.J. Hawthorne, Sr., WR; and Jason Rivers, Sr., WR

*2006 First-Team All-WAC

%2006 Second-Team All-WAC

\$2005 First-Team All-WAC

#2005 Second-Team All-WAC

Warrior Post Record 11 First-Team All-WAC Players » Hawai'i had 11 players named to the All-WAC first team, the most in school history. Leading the UH all-WAC selections was WAC Offensive Player of the Year Colt Brennan, taking that distinction for the second-straight season. Also on the list were Davone Bess, Ryan Grice-Mullen, John Estes, Hercules Satele, David Veikune, Michael Lafaele, Adam Leonard, Solomon Elimimian, Myron Newberry and Dan Kelly. Jason Rivers was the only UH player on the second team while the four main receivers, Bess, Grice-Mullen, Rivers and C.J. Hawthorne, were honored as the WAC's Unit of the Year.

MIRACLE KIDS » Hawai'i has rallied for wins in three road games this season. UH trailed in the fourth quarter at Louisiana Tech, San Jose State, and Nevada before rallying for victory. At Louisiana Tech, the Warriors trailed 38-35 before kicker Dan Kelly sent the game into overtime with a 49-yard field goal. At San Jose State, UH rallied with two touchdowns in the final four minutes of regulation before winning it in overtime. At Nevada, the Warriors rallied from a 26-25 deficit as Kelly nailed a 45-yard field goal with 11 seconds left.

NATIONAL TV DARLINGS » UH has made 46 all-time appearances on national television including 26 times since June Jones took over in 1999. UH has won its last six games on national TV, including five times this season, and is 14-12 in Jones-coached games.

AS A RANKED TEAM » UH owns a 15-3-1 record as an Associated Press nationally ranked team in school history. Entering this season, Hawai'i was 3-3-1 in 11 previous weeks in the A.P. poll. The Warriors entered this season at No. 24 and have spent every week in the poll.

WEEKLY HONORS FOR WARRIORS » Six Warriors have been honored this season by the WAC as players of the week. Quarterback Colt Brennan is a four-time honoree this season, following wins over Northern Colorado, Louisiana Tech, New Mexico State, and Boise State. Linebacker Solomon Elimimian captured three defensive awards following the UNLV, Utah State, and Boise State games. Placekicker Dan Kelly grabbed the special teams award twice after clutch kicks in wins at LaTech and Nevada. Defensive back Myron Newberry earned defensive honors after his two interceptions at Idaho. Quarterback Tyler Graunke picked up his first career POW award following the Nevada win, with Jason Rivers winning the award following the Washington game.

HONORS KEEP ON COMING » Quarterback Colt Brennan added five awards to his trophy case this season. Brennan was named WAC Player of the Week four times and AT&T All-America National Player of the Week of the week once, on Sept. 6. Brennan was nominated for the AT&T award twice more, finishing second after the NMSU win and third following the Louisiana Tech game.

NATIONAL ATTENTION » Quarterback Colt Brennan received a tremendous amount of national attention already this season, with most occurring during training camp. Publications such as *Sports Illustrated*, *ESPN The Magazine* and *The Sporting News* have run feature articles about UH's senior signal caller. In addition, Brennan has been featured in newspapers such as *USA Today*, *New York Times*, *Los Angeles Times* and *Washington Post*. ESPN SportsCenter and CSTV also followed Brennan for feature packages, and he became the first UH football player pictured on the cover of a national publication when he was picked for the cover of *ESPN The Magazine* (Oct. 8).

WARRIORS IN THE NFL » A total of 12 former Warriors are currently on active NFL rosters while five others are on NFL practice squads. Only Fresno State (22) has more players in the NFL among WAC schools. Under June Jones, 16 players have been drafted by NFL teams, including a school-record five in last year's draft. Among the former Warriors on active NFL rosters are Ikaika Alama-Francis (Detroit, 1st season), Jason Elam (Denver, 15th), Kynan Forney (Atlanta, 7th), Travis LaBoy (Tennessee, 4th), Ashley Lelie (San Francisco, 6th), Vince Manuwai (Jacksonville, 5th), Reagan Mauia (Miami, 1st), Mat McBriar (Dallas, 4th), Samson Satele (Miami, 1st), Isaac Sopoaga (San Francisco, 3rd), Pisa Tinoisamoa (St. Louis, 5th) and Jeff Ulbrich (San Francisco, 8th). In addition, the following are on NFL practice squads: Chad Owens (Jacksonville, 3rd), Melila Purcell (Cleveland, 1st), Tala Esera (Miami, 1st), Dane Uperesa (Cincinnati, 1st), Leonard Peters (Chicago, 1st).

2007 - RECORDS FALLING » A total of 13 NCAA, 14 WAC, and 38 school, records have been broken or tied this season (complete list on page 22). Quarterback Colt Brennan has accounted for nine NCAA records this season. In addition to the career TD passes, TDs responsible for, and points responsible for records, Brennan broke the NCAA record for consecutive games throwing 200+ yards with a 34-game streak since 2005 and the national record for most TDs responsible for in three seasons (137).

"ALOHA" NOT SO FRIENDLY FOR FOES » Aloha Stadium opened Sept. 12, 1975, and in 32 years, UH boasts an all-time mark of 161-104-4 for a 60.6 winning percentage in the Halawa venue. This is the third year that the Warriors had home schedules without a loss - 1989 (9-0-1), 1992 (7-0) and 2007 (7-0). In the June Jones Era, UH is 52-19 (73.2%) in regular-season home games, while sporting a 56-20 (73.7%) mark including bowl games played in Honolulu. Four of the past five seasons, UH managed to go through the home slate with only one blemish, posting 7-1 marks in 2002-04 and again in '06. In 2004 and 2006, the Warriors posted the best record (8-1) and winning percentage (.889) under Jones prior to this season.



BATTLE TESTED ROAD WARRIORS ► Hawai'i completed the 2007 regular season road schedule with an unbeaten 5-0 mark and wins at Louisiana Tech, UNLV, Idaho, San Jose State, and Nevada. UH extended its school-record road win streak to eight wins over the course of two seasons, including seven straight over WAC opponents. This season, Hawai'i travelled a total of 24,133 miles.

Transit Mode	Miles	Hours
Honolulu-Houston (OW)	3,901	7:35
Houston-Monroe, La. (RT)	536	1:50
Houston-Las Vegas (OW)	1,227	3:10
Las Vegas-Honolulu (OW)	2,759	6:05
Honolulu-Lewiston, ID (RT)	5,738	11:38
Honolulu-San Jose, CA (RT)	4,830	9:50
Honolulu-Reno, NV (RT)	5,142	10:30
Honolulu-New Orleans (RT)	8,404	15:50
Total	32,537	66:28

WARRIORS ON WATCH LISTS ► Quarterback Colt Brennan was listed on three "Watch Lists" entering the season. The senior was tabbed by the Manning, Davey O'Brien, Walter Camp and Maxwell watch lists as one of the top players and quarterbacks in the country. Receivers Davone Bess and Jason Rivers were candidates for the Biletnikoff Award for the nation's outstanding receiver. Linebacker Adam Leonard was a candidate the Butkus Award for the nation's best linebacker. Center John Estes was on the watch list for the Rimington Trophy as the nation's best center. Place-kicker Dan Kelly was on the Lou Groza Place-Kicker Watch List. Head coach June Jones has been mentioned on a pair of Watch Lists for national coach of the year honors. He is one of seven finalists for the Paul "Bear" Bryant Award and the 11 for the Bobby Dodd Award.

OFFENSE NOTES

COLT WATCH ► With the 2007 season winding down and national honors ready to be handed out, quarterback Colt Brennan is a finalist for several awards. Brennan was one of four finalists for the Heisman Trophy, presented to the nation's top player. He was also one of five finalists for the Johnny Unitas Golden Arm Award presented to the nation's top senior signal caller. He was also one of 15 semifinalists for the Davey O'Brien Award presented to the nation's best quarterback but was not one of the three finalists. Brennan is one of 15 players to watch for the Walter Camp Award, presented to the nation's best player.

PILING IT ON ► UH's prolific and high-powered offense leads the country in scoring (46.2), ranks second in passing offense (450.2) and third in total offense (529.3). UH tops the WAC in all three categories. The Warriors have not scored less than 28 points or generated less than 430 yards of offense in any game this season.

COMEBACK KID ► Quarterback Colt Brennan has guided UH to five fourth quarter or overtime game-winning drives during his career, including a big comeback victory over Washington, in which the team erased a 21-point deficit to win, 35-28. Brennan also brought UH back from two touchdowns down with less than five minutes left in the game to win an overtime thriller, 42-35 at San Jose State. In 2005, he led the Warriors on a 10-play, 80-yard drive in a 45-38 win, also at San Jose State. Brennan also rallied UH in wins over Purdue, 42-35, in 2006 and Louisiana Tech (45-44) this year.

LIGHTING UP THE SCOREBOARD ► Since quarterback Colt Brennan took over the reins of the UH offense in 2005, the team has scored points by the bunches. In 37 career games, Brennan has led the Warriors to 60 points or more six times, 50 points or more 10 times, and 40 points or more 22 times. UH is 27-10 in games in which Brennan has played, including a 25-9 mark as a starter.

CLIMBING THE CHARTS ► Quarterback Colt Brennan already holds the NCAA FBS career record for touchdowns (131) but he is also rising the charts in career passing yards (14,024 - 3rd) and total offense (14,609 - 3rd). Former UH signal caller Timmy Chang is the career leader in both categories, 17,072 and 16,901, respectively. With one game remaining, Brennan will likely finish third in passing yards behind Chang and Ty Detmer but has a good chance to surpass Detmer for second in total offense (needs 56).

BRENNAN TOPS AMONG NCAA CAREER ACTIVE LEADERS ► Quarterback Colt Brennan is tops among career active leaders in a number of NCAA categories including attempts (1,546), completions (1,093), yards (14,024), touchdowns (131), yards per game (379.0), passing efficiency (169.8), total offense (14,609), completion percentage (70.7), touchdowns responsible for (146), total offense yards per game (394.8) and yards per play (8.10). Brennan also ranks second in total plays (1,804) and plays per game (48.8), while ranked third in interceptions (39), completions per game (29.5) and attempts per game (41.8).

AWARDS AND HONORS

Davone Bess

- Biletnikoff Award (watch list)
- Associated Press All-American (third team)
- Walter Camp All-American (second team)
- CNN/Sports Illustrated All-American (hon. mention)
- Sporting News All-American (second team)
- Rivals.com All-American (third team)
- All-WAC (first team)

Colt Brennan

- Heisman Trophy finalist (finished third)
- Manning Award (watch list)
- Davey O'Brien Award (semifinalist)
- Walter Camp Award (watch list)
- Maxwell Award (watch list)
- Johnny Unitas Golden Arm Award (finalist)
- Associated Press All-American (third team)
- CNN/Sports Illustrated All-American (second team)
- WAC Player of the Year
- All-WAC (first team)
- AT&T National Player of the Week (Sept. 6)
- AT&T National Player of the Week Nominee (Sept. 13, Nov. 1)
- WAC Offensive Player of the Week (Sept. 3, Sept. 10, Oct. 29, Nov. 26)
- Preseason WAC Player of the Year

Solomon Elimian

- All-WAC (first team)
- WAC Defensive Player of the Week (Sept. 17, Oct. 8, Nov. 26)

John Estes

- Rimington Trophy (watch list)
- All-WAC (first team)

Ryan Grice-Mullen

- CNN/Sports Illustrated All-American (second team)
- All-WAC (first team)

Tyler Graunke

- WAC Offensive Player of the Week (Nov. 19)

Dan Kelly

- Lou Groza Place-Kicker (watch list)
- All-WAC (first team)
- WAC Special Teams Player of the Week (Sept. 10, Nov. 19)

Michael Lafaele

- All-WAC (first team)

Adam Leonard

- Butkus Award (watch list)
- All-WAC (first team)

Myron Newberry

- All-WAC (first team)
- WAC Defensive Player of the Week (Oct. 1)

Jason Rivers

- CNN/Sports Illustrated All-American (honorable mention)
- All-WAC (second team)
- WAC Offensive Player of the Week (Dec. 3)

Hercules Satele

- Football Writers Association of America All-American
- CNN/Sports Illustrated All-American (honorable mention)
- All-WAC (first team)

David Veikune

- All-WAC (first team)

June Jones

- Eddie Robinson National Coach of the Year (finalist)
- Bear Bryant National Coach of the Year (finalist)
- Bobby Dodd Award (watch list)
- WAC Coach of the Year



MORE ON THE RECEIVING CORP ► UH's trio of receivers - senior Jason Rivers and juniors Davone Bess and Ryan Grice-Mullen - will go down as the best receiving corps in school and possibly NCAA history. The trio ranks among the NCAA active career leaders in all receiving categories including touchdowns (Bess-41), yards (Rivers-3,814), and yards per game (Grice-Mullen-98.0). In addition, Bess ranks eighth all-time in career receptions (286) and tied for sixth in touchdowns (41).

NCAA Active Category	Rivers	Bess	Grice-Mullen
Receptions	3rd (282)	2nd (286)	5th (231)
Yards	1st (3,814)	2nd (3,557)	4th (3,333)
Yards/Game	6th (76.3)	2nd (93.6)	1st (98.0)
Receptions/Game	8th (5.6)	1st (7.5)	2nd (6.8)
Touchdowns	14th (35)	1st (41)	14th (35)

QUICK-STRIKE OFFENSE ► UH's run-and-shoot offense has the ability to score quickly and often. The Warriors have managed 66 offensive touchdowns drives this season: 27 coming with five plays or less and 26 using up two minutes or less. Last season, UH recorded 34 touchdown drives in five plays or less, which led the nation (Clemson was second with 27). Hawai'i also managed 24 TD drives in two minutes or less, second nationally to Texas Tech.

THE RUN-N-SHOOT ► Warrior head coach June Jones has enjoyed much success with the run-and-shoot offense while at Hawai'i. The Warrior passing offense has led the WAC and finished in the Top 5 nationally each of the eight years under Jones not including this year, which UH ranks second nationally behind Texas Tech. The Warriors also have the third most productive offense, generating 529.2 yards per game. Against Army in 2003, the Warrior offense amassed a school-record 741 yards. Warrior quarterbacks Timmy Chang is the NCAA career passing leader with 17,072 yards from 2000-04, while current signal caller Colt Brennan is the NCAA career touchdown passes leader with 126.

RECORD BREAKER ► Quarterback Colt Brennan has literally rewrote the record books. Currently, the senior has broken or tied 29 NCAA records, 25 WAC records, and 70 school records in three seasons. In 2005, the Irvine, Calif., native broke 12 school records. Last season, Brennan had arguably the best season by a quarterback in NCAA history. He shattered or tied 20 NCAA records, 17 WAC records, and 41 school marks. This year, he has broken or tied nine NCAA records, eight WAC, and 16 school records.

RIVERS' STREAK INTACT ► Wide receiver Jason Rivers currently has the nation's longest active streak for consecutive games with a reception. The senior has caught a pass in 49 straight games dating back to his freshman season. Rivers started his streak during the second game of the 2003 season and has caught at least one pass in 49 of 50 career games. If he catches a pass in his next game, Rivers will fall one game shy of the NCAA record of 51 held by Texas Tech's Taurean Henderson. Rivers already owns the school and WAC consecutive game streaks.

RIVERS GOES LARGE IN BOWLS ► Jason Rivers has been noted for his ability to step up in big games during his career, most notably the three bowl games he participated in during his career. Rivers has posted at least 140 yards and a touchdown in his three career Hawai'i Bowl appearances. As a freshman in 2003, Rivers caught seven passes for 143 yards and three touchdowns vs. Houston. He posted 11 catches for 148 yards and a touchdown vs. UAB in 2004. Rivers then had a career game in last year's Hawai'i Bowl vs. Arizona State, scoring two touchdowns with 14 catches and a school and NCAA bowl game record 308 yards receiving.

DEFENSE & SPECIAL TEAMS NOTES

THE OTHER OFFENSE ► The Warrior offense is not the only unit scoring points this season. The UH defense and special teams have accounted for nine touchdowns - five interception returns, three kickoff returns, and one punt return. UH's nine non-offensive touchdowns ranks second nationally to Wake Forest. Linebacker Adam Leonard has two interception returns for TDs in consecutive weeks against Charleston Southern and Idaho. Kickoff returner Malcolm Lane has two returns for TD, a 94-yarder against Northern Colorado and 87-yarder versus Utah State. Defensive back Ryan Mouton also has two TDs - a 40-yard interception return at UNLV and a 90-yard kickoff return against Charleston Southern. Michael Washington has a punt return for TD against Northern Colorado and defensive backs Myron Newberry and JoPierre Davis have interception returns.

D-FENCE, D-FENCE, D-FENCE ► The Warrior offense gets much of the credit for the team's success but its the improved play of the defense that has been critical this season. The unit ranks 33rd nationally and second in the WAC, allowing 348.9 yards per game. In addition, the Warriors are allowing an average of 24.2 points per game, tying for 40th nationally and second fewest in the WAC.

The defense stepped up big late in three road games. At Louisiana Tech, defensive back Gerard Lewis broke up a potential game-winning two-point conversion in the team's 45-44 overtime win. At San Jose State, lineman Michael Lafaele forced a Spartan fumble with under three minutes to play and DB Myron Newberry sealed the win with a pick in the end zone in overtime. At Nevada, UH forced the Wolf Pack to punt with 2:16 left setting up the game-winning drive.

UH's defense also came up big to secure their home victory vs. Washington, as Ryan Mouton intercepted a pass that Lewis deflected in the end zone with just seconds left in the game.

KING SOLOMON ► Middle linebacker Solomon Elimimian has been the "king" of the UH defense this season. The junior leads the team with 132 tackles and is tied for ninth nationally, averaging 11.0 per game. His 20 tackles against Utah State was three shy of tying the school record. Elimimian also ranks second on the team with 10.5 tackles for loss and has 1.5 sacks. The Los Angeles, Calif., native has been honored three times by the WAC this season as the defensive player of the week. He grabbed the award following wins over UNLV, Utah State and Boise State.

MAC ATTACK ► Defensive coordinator Greg McMackin's 4-3 defense has made quite a statement this season. The Warriors' attacking defense leads the WAC in both sacks (3.25 per game) and tackles for loss (8.50), which ranks ninth and sixth nationally in both categories. UH's overall defense ranks 33rd nationally, compared to 93rd last season, 102nd in 2005, and 116th in 2004.

ON THE FAST LANE ► Wide receiver Malcolm Lane has made the most of his opportunities as a kick returner. The sophomore has two returns for touchdowns this season in 21 chances - a 94 yarder against Northern Colorado and 87-yarder against Utah State. His 30.3 average ranks sixth nationally. With Lane and leading returner Ryan Mouton (30.2 avg.), the Warriors rank third in the WAC and 12th nationally in kickoff returns with a 24.2 average.

KELLY KNOWS KICKING ► Placekicker Dan Kelly has become the team's secret weapon this season. The junior is 11-for-16 in field goal attempts and 69-for-73 in extra point attempts. His 45-yard field goal with 11.7 seconds left at Nevada gave UH a 28-26 victory. Earlier this season, his 49-yard field goal with 1:34 left in regulation against LaTech, helped secure the 45-44 overtime win over the Bulldogs. In the team's 52-37 win over Utah State, he connected on a 54-yard field goal, the fifth longest in school history. Kelly has broken three school records this season - consecutive PATs in a season (50), PATs in a season (69) and PATs attempted in a season (73).

RARE COMMODITY ► Punter Tim Grasso has had one of the best seats in the house during the team's successful run this season. That's because he hasn't been used that often. UH ranks third nationally among the fewest punts this year, having punted only 32 times. Navy leads with 21 followed by Texas Tech 26.



QUICK FACTS COMPARISON

	HAWAI'I	GEORGIA
Location:	Honolulu, HI	Athens, GA
Founded:	1907	1785
Enrollment:	20,307	33,405
Colors:	Green, Black, White, Silver	Red and Black
Nickname:	Warriors	Bulldogs
Conference:	Western Athletic	Southeastern
Stadium (Cap.):	Aloha Stadium (50,000)	Sanford Stadium (92,746)
Surface:	FieldTurf	Grass
2008 Overall Record:	12-0	10-2
2008 Conf. Record (Place):	8-0 (1st)	62 (T-1st, SEC East)

SCHEDULE COMPARISON

DATE	HAWAI'I	GEORGIA
Sept. 1	NORTHERN COLORADO	OKLAHOMA STATE
Sept. 8	at Louisiana Tech*	SOUTH CAROLINA*
Sept. 15	at UNLV	WESTERN CAROLINA
Sept. 22	CHARLESTON SOUTHERN	at Alabama*
Sept. 29	at Idaho*	MISSISSIPPI*
Oct. 6	UTAH STATE*	at Tennessee*
Oct. 13	at San Jose State* (11/12)	at Vanderbilt*
Oct. 20	BYE	BYE
Oct. 27	NEW MEXICO STATE*	vs. Florida*
Nov. 3	BYE	TROY*
Nov. 10	FRESNO STATE*	AUBURN*
Nov. 17	at Nevada* (11/16)	KENTUCKY*
Nov. 24	BOISE STATE* (11/23)	at Georgia Tech*
Dec. 1	WASHINGTON	

* denotes league game

COMPARING THE NUMBERS

HAWAI'I	CATEGORY	GEORGIA
46.2	Scoring Avg.	31.9
79.1	Rushing Avg.	178.8
450.2	Passing Avg.	200.3
529.2	Total Offense Avg.	379.1
327	First Downs	232
53	First Downs Rushing	99
252	First Downs Passing	115
22	First Downs Penalty	18
24.2	Avg. Points Allowed	21.0
131.7	Avg. Rushing Yds. Allowed	119.5
217.2	Avg. Passing Yds. Allowed	205.2
348.9	Avg. Total Offense Yds. Allowed	324.7
54-1307-24.2	Kick Returns-Yds.-Avg.	47-1061-22.6
22-303-13.8	Punt Returns-Yds.-Avg.	27-318-11.8
18-421-23.4	Interceptions-Yds.-Avg.	11-118-10.7
27-10	Fumbles-Lost	17-7
80-771	Penalties-Yards	80-660
32-1288-40.2	Punts-Yds.-Average	55-2269-41.3
27:47	Average Time of Possession	30:27
68/141 (48%)	3rd Down Conv. (Pct.)	76/169 (45%)
9/18 (50%)	4th Down Conv. (Pct.)	7/11 (63.6%)
38-246	Sacks By-Yds.	34-249
75	Touchdowns Scored	48
11-16	Field Goal Attempts	16-21
0-0	On-Side Kicks	1-1
48-54 (89%)	Red Zone Scores (Pct.)	43-47 (91%)

2007 STATISTICAL LEADERS

HAWAI'I

Rushing	G	Att	Yds	YPG	YPA	TD	Lg
Kealoha Pilares	10	61	362	36.2	5.9	3	29
Leon Wright-Jackson	9	33	219	24.3	6.6	2	47

Passing

	G	Att	Cmp	Int	Yds	TD	Lg
Colt Brennan	11	472	337	14	4174	38	67
Tyler Graunke	7	118	77	5	1092	9	81

Receiving

	G	No	Yds	YPG	YPR	TD	Lg
Davone Bess	12	101	1213	101.1	12.0	12	48
Ryan Grice-Mullen	12	100	1335	111.2	13.4	12	64

All-Purpose Yards

	G	Rush	Rec	PR	KOR	IR	Total	Avg
Davone Bess	12	0	1213	169	0	0	1382	115.2
Ryan Grice-Mullen	12	2	1335	0	0	0	1337	111.4

Defense

	G	UT	AT	TT	TFL	Sck	Int
Solomon Elimimian	12	65	67	132	11.0	1.5	0
Adam Leonard	12	50	50	100	11.5	2.0	4

GEORGIA

Rushing	G	Att	Yds	YPG	YPA	TD	Lg
Knowshon Moreno	12	239	1273	106.1	5.3	12	80
Thomas Brown	9	129	706	78.4	5.5	9	53

Passing

	G	Att	Cmp	Int	Yds	TD	Lg
Matthew Stafford	12	325	180	9	2348	18	84
Joe Cox	5	11	5	0	56	1	34

Receiving

	G	No	Yds	YPG	YPR	TD	Lg
Sean Bailey	12	37	597	49.8	16.1	4	55
Mohamed Massaquoi	12	27	437	36.4	16.2	4	84

All-Purpose Yards

	G	Rush	Rec	PR	KOR	IR	Total	Avg
Knowshon Moreno	12	1273	227	0	0	0	1500	125.0
Thomas Brown	9	706	84	0	333	0	1123	124.8

Defense

	G	UT	AT	TT	TFL	Sck	Int
Dannell Ellerbe	12	58	27	85	11.0	4.5	0
Asher Allen	12	44	11	55	3.0	2.0	1

SERIES

First Meeting.



JONES' FILE

Age ▶ 54

Date of Birth ▶ Feb. 19, 1953

Hometown ▶ Portland, OR

Alma Mater ▶ New York State Regents College

COACHING EXPERIENCE

- ▶ 1999-Present, Hawai'i (Head Coach)
- ▶ 1998, San Diego Chargers (Interim Head Coach)
- ▶ 1998, San Diego Chargers (Quarterbacks)
- ▶ 1994-96, Atlanta Falcons (Head Coach)
- ▶ 1991-93, Atlanta Falcons (Asst. Head Coach)
- ▶ 1989-90, Detroit Lions (Quarterbacks/Wide Receivers)
- ▶ 1987-88, Houston Oilers (Quarterbacks)
- ▶ 1986, Ottawa Roughriders (Offensive Asst.)
- ▶ 1985, Denver Gold (Offensive Coordinator)
- ▶ 1984, Houston Gamblers (Wide Receivers)
- ▶ 1983, Hawai'i (Quarterbacks)

JONES' RECORD AT HAWAII

YEAR	OVERALL			WAC		
	W	L	Pct.	W	L	Pct.
1999	9	4	.692	5	2	.714
2000	3	9	.250	2	6	.250
2001	9	3	.750	5	3	.625
2002	10	4	.714	7	1	.875
2003	9	5	.643	5	3	.625
2004	8	5	.615	4	4	.500
2005	5	7	.417	4	4	.500
2006	11	3	.786	7	1	.875
2007	12	0	1.000	8	0	1.000
TOTAL	76	40	.655	47	24	.662

at Aloha Stadium	56	20	.736
in Road Games	20	20	.500
in WAC Home Games	28	9	.757
in WAC Road Games	19	15	.559



JUNE JONES

HEAD COACH

9TH SEASON

NEW YORK STATE REGENTS COLLEGE

In the last nine years, University of Hawai'i Warrior head football coach June Jones has resurrected a downtrodden football program into one of the most exciting and competitive squads in the country. In 1998 the UH football team suffered its first-ever winless season. Upon Jones' arrival, the Warriors enjoyed a 9-4 campaign the very next year, the biggest turn around in NCAA history. He's been working more magic ever since.

The 2007 season has proved to be the pinnacle of success for Jones, leading his team to the national spotlight with a top-ten national ranking, a BCS Bowl berth and the school's first Heisman Trophy finalist. UH completed an undefeated regular-season at 12-0, the only team in the Football Bowl Subdivision to earn that distinction this season. Along the way the team has shattered dozens of NCAA, conference and school records and captured the imagination of any entire state.

Jones is the mastermind of one of the nation's most prolific offenses and one of just 14 coaches in the nation to also serve as offensive coordinator. Jones' run-and-shoot attack has led the Western Athletic Conference and has been ranked in the top five nationally each season. Last season, UH totaled 46.9 points per game,

559.2 yards of total offense, with 441.29 yards generated through the air to lead both the WAC and the nation in all three categories. The Warriors are as potent as ever this year again leading the nation in scoring at 46.2 points per game.

Meanwhile, Jones' quarterbacks have secured their place among the all-time greats in collegiate football. In 2004 Timmy Chang made NCAA history by becoming the all-time passing leader with 17,072 yards. Current signal-caller Colt Brennan has enjoyed an All-America career at UH, capped by a third place finish in the 2007 Heisman Trophy race. Along the way he has broken 29 NCAA records, including passing touchdowns in a season (58) and career (131).

A national coach of the year recipient and three-time conference coach of the year, Jones has led his teams to 76 wins—the most by any UH coach. He has led the Warriors to two Western Athletic championships, including the school's first outright championship in 2007, as well as six bowl game appearances. He has tutored more than 50 All-Americans, including three in 2007, and produced 16 NFL draft picks, with a school-record five in 2007. In the five years prior to Jones's arrival the team combined for 12 wins and not a single draft pick or bowl game.

ASSISTANT COACHES



GEORGE LUMPKIN
Associate Head Coach



GREG McMACKIN
Defensive Coordinator



CAL LEE
Assistant Coach
Linebackers



RON LEE
Assistant Coach
Receivers



DENNIS MCKNIGHT
Assistant Coach
Offensive Line



RICH MIANO
Assistant Coach
Secondary



DAN MORRISON
Assistant Coach
Quarterbacks



JEFF REINEBOLD
Assistant Coach
Defensive Line



WES SWAN
Assistant Coach
Running Backs



MEL deLAURA
Strength Coach



TERRY DUFFIELD
Graduate Assistant



BRIAN KAJIYAMA
Graduate Assistant



LOPAKA ORNELLAS
Video Coordinator



100-YARD RUSHERS (13)

159	Nate Ilaoa vs. Purdue, 2006
151	Nate Ilaoa vs. SDSU, 2005
151	Nate Ilaoa vs. Nevada, 2006
150	Michael Brewster vs. Nevada, 2004
147	James Fenderson vs. Nevada, 2000
146	Michael Bass vs. UTEP, 2001
126	James Fenderson vs. La Tech, 2000
124	James Fenderson at Fresno State, 2000
116	Thero Mitchell at SMU, 2001
107	James Fenderson at TCU, 2000
104	Nate Ilaoa vs. UNLV, 2006
101	Michael Brewster at Fresno State, 2004
100	Nate Ilaoa vs. SJSU, 2006

100-YARD RECEIVERS (121)

308	Jason Rivers vs. Arizona State, 2006*
285	Ashley Lelie vs. Air Force, 2001
283	Chad Owens vs. Michigan State, 2004
262	Ashley Lelie vs. BYU, 2001
238	Britton Komine vs. Nevada, 2002
220	Dwight Carter vs. Eastern Illinois, 1999
211	Ashley Lelie vs. Miami-Ohio, 2001
208	Dwight Carter vs. Navy, 1999
207	Jeremiah Cockheran vs. Alabama, 2002
195	Ryan Grice-Mullen vs. New Mexico State, 2007
188	Ryan Grice-Mullen vs. Boise St., 2005
188	Justin Colbert at Fresno State, 2002
182	Chad Owens vs. Tulsa, 2004
182	Chad Owens vs. SMU, 2002
181	Davone Bess vs. Boise State, 2007
181	Ashley Lelie vs. Rice, 2001
176	Jason Rivers at La. Tech, 2007
175	Ryan Grice-Mullen at San Jose State, 2007
171	Davone Bess at Nevada, 2005
170	Ashley Lelie vs. Nevada, 2000
168	Chad Owens vs. Army, 2003
167	Jason Rivers vs. Washington, 2007
167	Ryan Grice-Mullen vs. SDSU, 2005
167	Jason Rivers vs. Idaho, 2004
164	Chad Owens at Nevada, 2003
163	Ashley Lelie vs. Montana, 2001
162	Davone Bess at Idaho, 2007
162	Ryan Grice-Mullen at La. Tech, 2007
162	Jeremiah Cockheran vs. Houston, 2003*
160	Craig Stutzman vs. SJSU, 2000
159	Britton Komine vs. SJSU, 2004
158	Davone Bess vs. Fresno State, 2005
158	Justin Colbert vs. Tulane, 2002*
156	Justin Colbert vs. SJSU, 2002
155	Nate Ilaoa at Utah State, 2006
155	Chad Owens vs. Northwestern, 2004
154	Jeremiah Cockheran vs. App. State, 2003
152	Dwight Carrter vs. UTEP, 1999
151	Justin Colbert vs. Miami-Ohio, 2001
149	Chad Owens at SJSU, 2003
148	Jason Rivers vs. UAB, 2006*
147	Chad Mock vs. NMSU, 2005
147	Britton Komine vs. Nevada, 2004
145	Channon Harris vs. BYU, 2001
143	Jason Rivers vs. Houston, 2003*
140	Britton Komine vs. Tulsa, 2002
140	Devone Bess at San Jose State, 2007
139	Davone Bess vs. Nevada, 2006
139	Ryan Grice-Mullen vs. Wisconsin, 2005
139	Justin Colbert vs. Montana, 2001
138	Jason Rivers at San Jose State, 2007
138	Michael Brewster vs. UTEP, 2003
138	Dwight Carter vs. Rice, 1999
137	Davone Bess at Nevada, 2007
137	Ryan Grice-Mullen vs. NMSU, 2005
137	Jason Rivers vs. Louisiana Tech, 2004
135	Ryan Grice-Mullen at Utah State, 2006
134	Ryan Grice-Mullen vs. Wisconsin, 2005
130	Ryan Grice-Mullen vs. No. Colorado, 2007

130	Jason Rivers vs. Utah State, 2007
128	Ryan Grice-Mullen vs. Fresno State, 2007
128	Davone Bess vs. NMSU, 2005
127	Dwight Carter at SMU, 1999
125	Ross Dickerson at NMSU, 2006
125	Ryan Grice-Mullen at SJSU, 2005
125	Ashley Lelie vs. SJSU, 2000
125	Channon Harris vs. Rice, 1999
124	Davone Bess vs. UNLV, 2006
124	Jeremiah Cockheran vs. Alabama, 2003
124	Justin Colbert vs. Wisconsin, 2000
122	Ian Sample vs. Eastern Illinois, 2006
122	Jeremiah Cockheran vs. Rice, 2003
122	Ashley Lelie vs. Fresno State, 2001
122	Craig Stutzman vs. La Tech, 2000
121	Ashley Lelie at SMU, 2001
121	Ryan Grice-Mullen vs. Washington, 2007
120	Justin Colbert vs. Nevada, 2002
119	Neal Gossett vs. SJSU, 2002
118	Davone Bess at La. Tech, 2007
118	Justin Colbert at UTEP, 2000
117	Davone Bess vs. Purdue, 2006
117	Jason Rivers vs. Army, 2003
117	Jeremiah Cockheran at USC, 2003
117	Nate Ilaoa at Rice, 2002
117	Justin Colbert vs. SJSU, 2000
116	CJ Hawthorne vs. Utah State, 2007
116	Davone Bess vs. Oregon State, 2006
116	Ross Dickerson vs. USC, 2005
115	Ross Dickerson at Fresno State, 2006
115	Gerald Welch vs. Fresno State, 2003
114	Chad Owens vs. UAB, 2004 *
113	Jason Rivers vs. Boise State, 2007
113	Ryan Grice-Mullen vs. Utah State, 2007
112	C.J. Hawthorne at Nevada, 2007
112	Ryan Grice-Mullen vs. New Mexico State, 2007
112	Ross Dickerson vs. Utah State, 2005
112	Britton Komine at UNLV, 2003
112	Jeremiah Cockheran at Fresno St., 2002
112	Channon Harris vs. Boise State, 2001
111	C.J. Hawthorne vs. Boise State, 2007
111	Ryan Grice-Mullen vs. Arizona State, 2006*
111	Ryan Grice-Mullen vs. UNLV, 2006
111	Ashley Lelie vs. UNLV, 2000
111	Channon Harris vs. UTEP, 1999
110	Davone Bess vs. Utah State, 2005
110	Ross Dickerson at Nevada, 2005
109	Neal Gossett vs. UNLV, 2000
108	Jason Rivers vs. Idaho, 2006
108	Justin Colbert vs. San Jose State, 2001
107	Ian Sample vs. Nevada, 2006
106	Jason Rivers vs. Eastern Illinois, 2006
106	Davone Bess at Idaho, 2005
106	Davone Bess vs. Boise State, 2005
104	C.J. Hawthorne at UNLV, 2007
104	Davone Bess at Boise State, 2006
104	Chad Mock at SJSU, 2005
104	Dwight Carter vs. Wash. State, 1999
103	Jason Rivers vs., Purdue, 2006
103	Justin Colbert vs. Tulsa, 2002
102	Davone Bess at SJSU, 2005
101	Jason Rivers vs. No. Colorado, 2007

TWO 100-YARD RECEIVERS, SAME GAME (22)

Dwight Carter (152), Channon Harris (111) vs. UTEP, 1999
Dwight Carter (138), Channon Harris (125) vs. Rice, 1999
Ashley Lelie (111), Neal Gossett (109) vs. UNLV, 2000
Ashley Lelie (163), Justin Colbert (139) vs. Montana, 2001
Ashley Lelie (211), Justin Colbert (151) vs. Miami-Ohio, 2001
Ashley Lelie (262), Channon Harris (145) vs. BYU, 2001
Britton Komine (238), Justin Colbert (120) vs. Nevada, 2002
Britton Komine (140), Justin Colbert (103) vs. Tulsa, 2002
Justin Colbert (188), Jeremiah Cockheran (112) at Fresno State, 2002
Justin Colbert (156), Neal Gossett (119) vs. SJSU, 2002

Chad Owens (168), Jason Rivers (117) vs. Army, 2003
Jeremiah Cockheran (162), Jason Rivers (143) vs. Houston, 2003*
Jason Rivers (148), Chad Owens (114) vs. UAB, 2004*
Ryan Grice-Mullen (188), Davone Bess (106) vs. Boise State, 2005
Davone Bess (171), Ross Dickerson (110) at Nevada, 2005
Ross Dickerson (112), Davone Bess (110) vs. Utah State, 2005
Davone Bess (117), Jason Rivers (103) vs. Purdue, 2006
Jason Rivers (308), Ryan Grice-Mullen (111) vs. Arizona State, 2006*
Ryan Grice-Mullen (130), Jason Rivers (101) vs. Northern Colorado, 2007
Ryan Grice-Mullen (195), Davone Bess (112) vs. New Mexico State, 2007
Davone Bess (137), C.J. Hawthorne (112) at Nevada, 2007
Jason Rivers (167), Ryan Grice-Mullen (121) vs. Washington, 2007

THREE 100-YARD RECEIVERS, SAME GAME (7)

Chad Mock (147), Ryan Grice-Mullen (137), Davone Bess (128) vs. NMSU, 2005
Ryan Grice-Mullen (125), Chad Mock (104), Davone Bess (102) at SJSU, 2005
Craig Stutzman (160), Ashley Lelie (125), Justin Colbert (117) vs. SJSU, 2000
Jason Rivers (176), Ryan Grice-Mullen (162), Davone Bess (118) at La. Tech, 2007
Jason Rivers (130), CJ Hawthorne (116), Ryan Grice-Mullen (113) vs. Utah State, 2007
Ryan Grice-Mullen (175), Devone Bess (140), Jason Rivers (138) at San Jose State, 2007
Davone Bess (181), Jason Rivers (113), C.J. Hawthorne (111) vs. Boise State, 2007

400-YARD PASSERS (26)

495	Colt Brennan vs. Boise State, 2007
475	Timmy Chang vs. Houston, 2003*
462	Timmy Chang at Fresno State, 2002
457	Colt Brennan at SJSU, 2005
452	Dan Robinson vs. Eastern Ill., 1999
442	Colt Brennan vs. Washington, 2007
437	Timmy Chang vs. San Diego State, 2002
434	Colt Brennan vs. Purdue, 2006
434	Timmy Chang vs. Montana, 2001
426	Colt Brennan vs. Boise State, 2005
426	Timmy Chang vs. UTEP, 2003
425	Colt Brennan vs. New Mexico State, 2007
419	Colt Brennan vs. Nevada, 2006
416	Colt Brennan vs. No. Colorado, 2007
416	Timmy Chang vs. Michigan State, 2004
413	Colt Brennan at Utah State, 2006
409	Colt Brennan at Fresno State, 2006
409	Colt Brennan vs. Eastern Ill., 2006
409	Colt Brennan at Nevada, 2005
405	Timmy Chang vs. UAB, 2004*
405	Timmy Chang vs. Northwestern, 2004
403	Colt Brennan vs. Wisconsin, 2005
403	Timmy Chang vs. Tulsa, 2002
403	Timmy Chang vs. SJSU, 2000
402	Colt Brennan vs. SJSU, 2006
401	Colt Brennan vs. Oregon State, 2006
400	Dan Robinson vs. Rice, 1999

500-YARD PASSERS (8)

559	Colt Brennan vs. Arizona State, 2006*
548	Colt Brennan at La. Tech, 2007
545	Colt Brennan at San Jose State, 2007
543	Nick Rolovich vs. BYU, 2001
530	Dan Robinson vs. Navy, 1999
515	Colt Brennan vs. NMSU, 2005
505	Nick Rolovich vs. Air Force, 2001
500	Nick Rolovich vs. Miami (Ohio), 2001

*denotes bowl game



ALPHABETICAL ROSTER

No	Name	Pos
40	Ahmad, Po'okela	LB
62	AhSoon, Keith	OL
21	Kirk Alexander	DB
33	Allen-Jones, C.J.	LB
87	Allen-Jones, Cameron	OL
10	Austin, Shane	QB
39	Avery, Joe	WR
85	Bain, Aaron	WR
7	Bess, Davone	WR
15	Brennan, Colt	QB
71	Campbell, Travis	OL
29	Carmona, Camron	RB
23	Chopp, Alonzo	RB
46	Clore, Victor	DL
16	Davis, JoPierre	DB
17	Elimimian, Solomon	LB
55	Estes, John	OL
37	Estes, Kenny	DB
48	Farmer, David	RB
83	Farney, Mitch	WR
58	Fonoti, John	DL
40	Forester, Briton	KS
11	Funaki, Inoke	QB
18	Galdeira, Guyton	DB
20	Gibson, Le'Marcus	DB
63	Ginlack, Brysen	OL
49	Grasso, Tim	P
6	Graunke, Tyler	QB
1	Grice-Mullen, Ryan	WR
61	Hansen, Austin	OL
22	Hawkins, Jakeem	DB
2	Hawthorne, C.J.	WR
64	Hisatake, Ray	OL
74	Ieru, Raphael	OL
57	Ingram, Jake	DL
82	Jasper, Jett	WR
79	Johnson, Daniel	OL
29	Jones, Keenan	DB
8	Kafentzis, Tyson	LB
43	Kalilimoku, Brad	LB
86	Kelly, Dan	PK/P
60	Kennard, Lucas	OL
9	Keomaka, Ryan	DB
12	Kepo'o, Kiran	QB
77	Kia, Aaron	OL
59	Kiesel-Kauhane, R.J.	LB
41	Konrath, Kevin	LB
96	Laeli, Fale	DL
67	Lafaele, Michael	DL
89	Lane, Malcolm	WR
26	Lau, Micah	LB
45	Laumoli, Jason	RB
72	Laurel, Clayton	OL
91	Leatigaga, Chris	DL
56	Lefiti, Sila	OL
68	Lene, Jared	LB
44	Leonard, Adam	LB
99	Leonard, Joshua	DL
50	Letuli, Laupepa	DL
23	Lewis, Gerard	DB
26	Libre, Daniel	RB
81	Linkner, Dylan	WR
58	Lipp, Joey	OL
60	Lolotai, Mana	LB
80	Mahaley, Antwan	DL
98	Maka, Francis	DL
34	Martinez, A.J.	DB
76	McKay, Nathan	OL
95	Meatoga, Vaughn	DL

NUMERICAL ROSTER

No	Name	Pos	Ht	Wt	Cl	Exp	Hometown/Last School
1	Ryan Grice-Mullen	WR	5-11	180	Jr	2L	Rialto, CA/Rialto HS
2	C.J. Hawthorne	WR	5-11	168	Sr	1L	Gulf Port, MS/Mississippi Gulf Coast College
3	Myron Newberry	DB	5-9	174	Sr	1L	Denton, TX/Trinity College
4	Leon Wright-Jackson	RB	6-1	211	So	RS	Pasco, WA/Columbia Basin JC
5	Michael Washington	WR	5-7	173	Jr	2L	Aliquippa, PA/Aliquippa HS
6	Tyler Graunke	QB	6-0	185	Jr	2L	Tucson, AZ/Salpoint Catholic HS
7	Davone Bess	WR	5-10	195	Jr	2L	Oakland, CA/Skyline HS
8	Tyson Kafentzis	LB	6-1	220	Jr	2L	Richland, WA/Richland HS
9	Ryan Keomaka	DB	5-10	177	Sr	3L	Honolulu, O'ahu/Roosevelt HS
9	Rick Taylor	WR	5-9	173	Fr	RS	Ponte Vedra Beach, FL/Nease HS
10	Timo Paepule	LB	6-0	252	Sr	3L	Kane'ohe, O'ahu/St. Louis School
10	Shane Austin	QB	6-0	183	Fr	HS	Camarillo, CA/Rio Mesa HS
11	Inoke Funaki	QB	5-11	193	So	1L	La'ie, O'ahu/Kahuku HS
12	Karl Noa	DL	6-4	251	Sr	3L	Wai'anae, O'ahu/Kamehameha Schools
12	Kiran Kepo'o	QB	6-1	218	Fr	HS	Honolulu, O'ahu/Iolani School
13	Brashton Satele	LB	6-1	243	So	1L	Mililani, O'ahu/Word of Life Academy
15	Colt Brennan	QB	6-3	201	Sr	2L	Irvine, CA/Saddleback CC
16	JoPierre Davis	DB	6-0	199	So	1L	San Francisco, CA/Balboa HS
17	Solomon Elimimian	LB	6-0	218	Jr	2L	Los Angeles, CA/Crenshaw HS
18	Guyton Galdeira	DB	5-7	165	Jr	2L	Wahiawa, O'ahu/Kamehameha Schools
19	Erik Robinson	DB	5-11	194	Jr	JC	Dallas, TX/Navarro CC
20	Le'Marcus Gibson	DB	5-10	184	Fr	HS	Starkville, MS/Harrison Central HS
20	Jon Medeiros	WR	5-8	195	So	RS	Kapolei, O'ahu/Western Oregon University
21	Kealoha Pilaes	RB	5-11	190	Fr	HS	Wahiawa, O'ahu/Damien Memorial HS
21	Kirk Alexander	DB	6-2	214	So	2L	Altadena, CA/Pasadena HS
22	Jakeem Hawkins	DB	5-11	174	Sr	JC	Sacramento, CA/Sierra College
22	Jayson Rego	RB	5-9	214	So	1L	Wailuku, Maui/Kamehameha Schools
23	Gerard Lewis	DB	5-9	175	Sr	1L	Houston, TX/Tyler JC
23	Alonzo Chopp	RB	6-0	239	Sr	2L	Hearne, TX/Hearne HS
24	Desmond Thomas	DB	6-3	174	Jr	2L	Vallejo, CA/Vallejo HS
25	Ryan Perry	DB	5-7	172	Jr	RS	Charlotte, NC/Sacramento State
26	Daniel Libre	WR	5-8	185	Jr	SQ	Holualoa, Hawai'i/Menlo College
26	Micah Lau	LB	5-9	211	Sr	3L	Honolulu, O'ahu/Kamehameha Schools
27	Ryan Mouton	DB	5-10	182	Jr	JC	Houston, TX/Blinn JC
27	Khevin Peoples	RB	5-11	202	Jr	2L	Tampa, FL/Blake HS
28	Erik Pedersen	DB	6-0	199	So	1L	Rancho Palos Verdes, CA/Peninsula HS
29	Camron Carmona	RB	5-8	172	Jr	JC	Yorba Linda, CA/Fullerton CC
29	Keenan Jones	DB	5-11	181	Sr	1L	Harbor City, CA/Compton College
30	Dane Porlas	DB	5-10	186	Jr	2L	San Diego, CA/University of San Diego HS
31	Jacob Patek	DB	6-0	204	Sr	1L	Victoria, TX/Blinn JC
33	C.J. Allen-Jones	LB	6-2	222	Jr	2L	Aberdeen, MD/Aberdeen HS
34	A.J. Martinez	DB	5-11	173	Sr	2L	Fountain Valley, CA/Edison HS
35	Keao Monteilh	DB	5-11	193	Jr	2L	Honolulu, O'ahu/St. Louis School
36	Greg Salas	WR	6-2	196	Fr	RS	Chino, CA/Chino HS
36	Viliami Nauahi	DB	6-1	220	So	JC	La'ie, O'ahu/Kapiolani CC
37	Royce Pollard	WR	6-2	174	Fr	HS	San Diego, CA/University City HS
37	Kenny Estes	DB	6-0	193	Fr	HS	Waimea, Kaua'i/Waimea HS
38	Lorgon Pau	RB	5-8	220	Sr	JC	Honolulu, O'ahu/Yuba College
39	Calvin Roberts	DB	5-11	190	Jr	JC	S. San Francisco, CA/College of San Mateo
39	Joe Avery	WR	6-5	180	Fr	HS	Carson, CA/Phincas Banning HS
40	Briton Forester	KS	5-9	175	So	1L	San Diego, CA/La Costa Canyon HS
40	Po'okela Ahmad	LB	6-1	223	Fr	RS	Kapolei, O'ahu/Kapolei HS
41	Kevin Konrath	LB	6-3	221	Fr	HS	Chicago, IL/Brother Rice HS
42	Korey Reynolds	RB	6-3	229	Fr	HS	Hoover, AL/Hoover HS
43	Brad Kalilimoku	LB	5-10	221	Sr	3L	Honolulu, O'ahu/Roosevelt HS
44	Adam Leonard	LB	6-0	236	Jr	2L	Seattle, WA/Rainier Beach HS
45	Jason Laumoli	RB	5-10	287	Sr	1L	Pago Pago, American Samoa/Yuba College
46	Victor Clore	DL	6-3	244	So	1L	Kane'ohe, O'ahu/Castle HS
47	Joshua Rice	LB	5-11	212	So	1L	Las Vegas, NV/Coronado HS
48	David Farmer	RB	6-1	224	Jr	2L	Santa Cruz, CA/Aptos HS
49	Spencer Smith	DB	5-11	195	Fr	RS	Marietta, GA/Kell HS
49	Tim Grasso	P	5-11	221	Jr	JC	Kaysville, UT/Saddleback CC
50	Mana Lolotai	LB	6-0	218	Fr	TR	Kahuku, O'ahu/Hawai'i Pacific University
50	Laupepa Letuli	OL	6-3	290	So	1L	Torrance, CA/North Torrance HS
51	Lafu Tuoti-Mariner	OL	6-0	285	Jr	2L	Corona, CA/Corona HS
52	Rustin Saole	LB	5-11	236	Sr	3L	Waipahu, O'ahu/Waipahu HS
53	Blaze Soares	LB	6-1	239	So	1L	Kane'ohe, O'ahu/Castle HS
54	Amani Purcell	DL	6-4	277	Sr	1L	Pago Pago, American Samoa/Penn State Univ.
55	John Estes	OL	6-2	292	So	1L	Stockton, CA/St. Mary's HS



NUMERICAL ROSTER

No	Name	Pos	Ht	Wt	Cl	Exp	Hometown/Last School
56	Sila Lefiti	OL	6-0	292	Fr	HS	Santa Ana, CA/Mater Dei HS
56	Nathaniel Russell	DL	6-3	270	Sr	JC	Waianae, O'ahu/West Hills CC
57	Jake Ingram	SNP	6-4	234	Jr	2L	Mililani, O'ahu/Mililani HS
58	John Fonoti	DL	6-3	250	So	RS	Kalihi, O'ahu/Farrington HS
58	Joey Lipp	OL	6-3	277	Fr	RS	Chino, CA/Chino HS
59	R.J. Kiesel-Kauhane	LB	5-11	225	So	1L	'Aiea, O'ahu/Aiea HS
60	Lucas Kennard	OL	6-1	253	Fr	HS	Kailua, O'ahu/Iolani School
61	Austin Hansen	OL	6-4	280	Fr	HS	San Jose, CA/Valencia HS
62	Keith AhSoon	OL	6-1	315	Jr	2L	Pago Pago, American Samoa/Tafuna HS
63	Brysen Ginlack	OL	6-2	290	Fr	RS	Kailua, O'ahu/Kahuku HS
64	Ray Hisatake	OL	6-3	314	Jr	JC	San Mateo, CA/College of San Mateo
65	Hercules Satele	OL	6-2	293	Sr	3L	Long Beach, CA/Long Beach Poly HS
66	Adrian Thomas	OL	6-5	314	Fr	RS	Bangor, NSW, Australia/Gymea Tech HS
67	Michael Lafaele	DL	6-1	302	Sr	3L	Honolulu, O'ahu/Farrington HS
68	Jared Lene	OL	6-3	222	Fr	HS	Altus, OK/Altus HS
70	Daniel Otineru	OL	6-3	284	Jr	JC	Kapolei, O'ahu/St. Francis University
71	Travis Campbell	OL	6-4	276	Fr	HS	Temecula, CA/Temecula Valley HS
72	Clayton Laurel	OL	6-2	275	Fr	RS	Wahiawa, O'ahu/Leilehua HS
73	Larry Sauafea	OL	6-2	294	Sr	2L	Pago Pago, American Samoa/Samoana HS
74	Raphael Ieru	OL	6-2	309	So	1L	Honolulu, O'ahu/McKinley HS
75	Alasi Toilolo	DL	6-3	255	Fr	HS	Kapolei, O'ahu/Kapolei HS
76	Nathan McKay	OL	6-2	280	So	1L	Lake Oswego, OR/Lake Oswego HS
77	Aaron Kia	OL	6-5	298	So	1L	Mililani, O'ahu/Mililani HS
78	Keoni Steinhoff	OL	6-3	282	Jr	1L	Ewa Beach, O'ahu/Damien HS
79	Daniel Johnson	OL	6-4	290	So	1L	Seattle, WA/Skyline HS
80	Antwan Mahaley	DL	6-5	216	So	1L	Carson, CA/Carson HS
81	Dylan Linkner	WR	6-0	203	Jr	2L	Kailua, O'ahu/Kailua HS
82	Jett Jasper	WR	6-1	200	Fr	HS	Lihue, Kaua'i/Kaua'i HS
83	Mitch Farney	WR	5-11	186	Fr	RS	Phoenix, AZ/Shadow Mountain HS
84	Jason Rivers	WR	6-2	189	Sr	3L	Waipahu, O'ahu/St. Louis School
85	Aaron Bain	WR	5-9	190	Jr	2L	'Aiea, O'ahu/St. Louis School
86	Dan Kelly	PK/P	6-3	212	Jr	2L	Temecula, CA/Linfield Christian HS
87	Cameron Allen-Jones	OL	6-2	273	So	RS	Aberdeen, MD/Marshall
88	Eric Shaffer	WR	5-9	185	Fr	HS	Springdale, AR/Shiloh Christian HS
89	Malcolm Lane	WR	6-2	184	So	1L	Ft. Lauderdale, FL/Hanau American HS
90	Elliott Purcell	DL	6-3	240	Fr	RS	Ewa Beach, O'ahu/St. Louis School
91	Chris Leatigaga	DL	6-4	272	Jr	JC	Los Altos, CA/Foothill College
92	Rocky Savaiigaea	DL	6-2	300	So	1L	Ewa Beach, O'ahu/Aiea HS
93	Keala Watson	DL	6-3	300	Jr	2L	Nanakuli, O'ahu/Nanakuli HS
94	David Veikune	DL	6-3	252	Jr	1L	Wahiawa, O'ahu/Fresno CC
95	Vaughn Meatoga	DL	6-2	286	Fr	HS	Kalaheo, Kaua'i/Kamehameha Schools
96	Fale Laeli	DL	6-1	292	Jr	2L	Honolulu, O'ahu/St. Louis School
97	Siave Seti	DL	6-0	291	Sr	1L	Long Beach, CA/West Los Angeles College
98	Francis Maka	DL	6-2	240	Sr	JC	San Mateo, CA/College of San Mateo
99	Joshua Leonard	DL	6-3	274	Jr	JC	Elverta, CA/Sierra College

ALPHABETICAL ROSTER

No	Name	Pos
20	Medeiros, Jon	WR
35	Monteilh, Keao	DB
27	Mouton, Ryan	DB
36	Nauahi, Viliani	DB
3	Newberry, Myron	DB
12	Noa, Karl	DL
70	Otineru, Daniel	OL
10	Paepule, Timo	LB
31	Patek, Jacob	DB
38	Pau, Lorgon	RB
28	Pedersen, Erik	DB
27	Peoples, Khevin	RB
25	Perry, Ryan	DB
21	Pilares, Kealoha	RB
37	Pollard, Royce	WR
30	Porlas, Dane	DB
54	Purcell, Amani	DL
90	Purcell, Elliott	DL
22	Rego, Jayson	RB
42	Reynolds, Korey	RB
47	Rice, Joshua	LB
84	Rivers, Jason	WR
39	Roberts, Calvin	DB
19	Robinson, Erik	DB
56	Russell, Nathaniel	DL
36	Salas, Greg	WR
52	Saole, Rustin	LB
13	Satele, Brashton	LB
65	Satele, Hercules	OL
73	Sauafea, Larry	OL
92	Savaiigaea, Rocky	DL
97	Seti, Siave	DL
88	Shaffer, Eric	WR
49	Smith, Spencer	DB
53	Soares, Blaze	LB
78	Steinhoff, Keoni	OL
9	Taylor, Rick	WR
66	Thomas, Adrian	OL
24	Thomas, Desmond	DB
75	Toilolo, Alasi	DL
51	Tuioi-Mariner, Lafu	OL
94	Veikune, David	DL
5	Washington, Michael	WR
93	Watson, Keala	DL
4	Wright-Jackson, Leon	RB

PRONUNCIATION CHART

6	Graunke, Tyler	(grawn-kee)	40	Ahmad, Po'okela	(poh-OH-keh-la)	70	Otineru, Daniel	(oh-ti-NEH-roo)
7	Bess, Davone	(da-VONN)	43	Kalilimoku, Brad	(kah-lee-lee-MOW-koo)	73	Sauafea, Larry	(saw-ah-FAY-uh)
9	Keomaka, Ryan	(kay-ow-MAH-kah)	45	Laumoli, Jason	(lah-oo-MOW-lee)	74	Ieru, Raphael	(yeah-roo)
10	Paepule, Timo	(pah-ay-P00-lay • TEE-mow)	49	Lene, Jared	(LEN-ay)	75	Toilolo, Alasi	(toy-LOW-low • AH-lah-see)
11	Funaki, Inoke	(ee-NO-kay • foo-NAH-kee)	50	Letuli, Laupepa	(lay-TWO-lee • law-PEH-pah)	78	Steinhoff, Keoni	(KAY-ow-knee)
12	Noa, Karl	(noah)	51	Tuioi-Mariner, Lafu	(TWO-ee-ow-tee • LAH-foo)	91	Leatigaga, Chris	(lay-AH-TEE-gah-gah)
13	Satele, Brashton	(sah-TELL-ay)	52	Saole, Rustin	(sah-OW-lay)	92	Savaiigaea, Rocky	(sah-VAH-ee-NY-ah)
17	Elimimian, Solomon	(el-li-MIM-me-an)	53	Soares, Blaze	(sore-ez)	93	Watson, Keala	(kay-ALL-uh)
18	Galdeira, Guyton	(gaul-DARE-uh)	54	Purcell, Amani	(ah-MAH-nee)	94	Vaikune, David	(vay-K00-nay)
21	Pilares, Kealoha	(KAY-ah-low-hah)	56	Lifiti, Sila	(lee-FEE-tee • see-LA)	95	Meatoga, Vaughn	(may-ah-TOW-gah)
22	Rego, Jayson	(RAY-go)	58	Fonoti, John	(foh-NOH-tee)	96	Laeli, Fale	(lah-EL-lee • FAH-lay)
26	Libre, Daniel	(LEE-bray)	59	Kiesel-Kauhane, R.J.	(KEE-sel • cow-HAW-nay)	97	Seti, Siave	(SEH-tea • see-AW-vay)
27	Peoples, Khevin	(kevin)	64	Hisatake, Ray	(hee-sah-TAH-kay)	98	Maka, Francis	(mah-kah)
35	Monteilh, Keao	(mon-tay • kay-ow)	65	Satele, Hercules	(sah-TELL-ay)			
36	Nauahi, Viliani	(now-AH-hee • vee-lee-AH-me)	67	Lafaele, Michael	(LAH-fah-EL-ay)			

**SPECIALISTS**

PUNT	49	Tim Grasso (5-11, 221, Jr, Kaysville, UT)
	40	Briton Forester (5-9, 175, So, San Diego, CA)
PK	86	Dan Kelly (6-3, 202, Jr, Temecula, CA)
	40	Briton Forester (5-9, 175, So, San Diego, CA)
PR	7	Davone Bess (5-10, 195, Jr, Oakland, CA)
	3	Myron Newberry (5-9, 174, Sr, Denton, TX)
	5	Michael Washington (5-7, 173, Jr, Aliquippa, PA)
KOR	89	Malcolm Lane (6-2, 184, Sr, Ft. Lauderdale, FL)
	5	Michael Washington (5-7, 173, Jr, Aliquippa, PA)
	84	Jason Rivers (6-2, 189, Sr, Waipahu, O'ahu)
LS	57	Jake Ingram (6-4, 234, Jr, Mililani, O'ahu)
	48	David Farmer (6-1, 224, Jr, Santa Cruz, CA)
HOLD	49	Tim Grasso (5-11, 221, Jr, Kaysville, UT)
	40	Briton Forester (5-9, 175, So, San Diego, CA)

RUNNING BACK

48 David Farmer
(6-1, 224, Jr)
Santa Cruz, CA
21 Kealoha Pilaes
(5-11, 190, Fr)
Wahiawa, O'ahu
26 Daniel Libre
(5-8, 185, Jr)
Holualoa, Hawai'i
4 Leon Wright-Jackson
(6-1, 211, So)
Pasco, WA

**Z RECEIVER**

2 C.J. Hawthorne
(5-11, 168, Sr)
Gulf Port, MS
89 Malcolm Lane
(6-2, 184, So)
Ft. Lauderdale, FL

Y SLOT

1 Ryan Grice-Mullen
(5-11, 180, Jr)
Rialto, CA
85 Aaron Bain
(5-9, 190, Jr)
'Aiea, O'ahu

QUARTERBACK

15 Colt Brennan
(6-3, 201, Sr)
Irvine, CA
6 Tyler Graunke
(6-0, 185, Jr)
Tucson, AZ

H SLOT

7 Davone Bess
(5-10, 195, Jr)
Oakland, CA
5 Michael Washington
(5-7, 173, Jr)
Aliquippa, PA

X RECEIVER

84 Jason Rivers
(6-2, 189, Sr)
Waipahu, O'ahu
36 Greg Salas
(6-2, 196, Fr)
Chino, CA

RIGHT TACKLE

78 Keoni Steinhoff
(6-3, 282, Jr)
Ewa Beach, O'ahu
63 Brysen Ginlack
(6-2, 290, Fr)
Kailua, O'ahu

RIGHT GUARD

73 Larry Sauafea
(6-2, 294, Sr)
Pago Pago, Amer. Samoa
55 John Estes
(6-2, 292, So)
Stockton, CA

CENTER

55 John Estes
(6-2, 292, So)
Stockton, CA
51 Lafu Tuioti-Mariner
(6-0, 285, Jr)
Corona, CA

LEFT GUARD

65 Hercules Satele
(6-2, 293, Sr)
Long Beach, CA
73 Larry Sauafea
(6-2, 294, Sr)
Pago Pago, Amer. Samoa

LEFT TACKLE

62 Keith AhSoon
(6-1, 315, Jr)
Pago Pago, Amer. Samoa
50 Laupepa Letuli
(6-3, 290, So)
Torrance, CA

END

41 Roderick Battle
So., 6-4, 261
Atlanta, Ga.
99 Jarius Wynn
Jr., 6-5, 273
Lincolnton, Ga.

TACKLE

95 Jeff Owens
Jr., 6-3, 298
Sunrise, Fla.
90 Corvey Irvine
Jr., 6-4, 286
Augusta, Ga.

TACKLE

56 Geno Atkins
So., 6-1, 290
Pembroke Pines, Fla.
91 Kade Weston
So., 6-5, 315
Red Bank, N.J.

END

38 Marcus Howard
Sr., 6-2, 235
Huger, S.C.
55 Jeremy Lomax
Jr., 6-4, 247
Jonesboro, Ga.

SAM LINEBACKER

51 Akeem Dent
Fr., 6-2, 218
Atlanta, Ga.
33 Dannell Ellerbe
Jr., 6-1, 232
Hamlet, N.C.

MIKE LINEBACKER

33 Dannell Ellerbe
Jr., 6-1, 232
Hamlet, N.C.
44 Marcus Washington
Jr. 6-0, 250
Keysville, Ga.

WILL LINEBACKER

35 Rennie Curran
Fr., 5-11, 220
Snellville, Ga.
52 Darius Dewberry
So., 6-3, 236
Ft. Valley, Ga.

STRONG CORNERBACK

2 Asher Allen
So., 5-10, 190
Tucker, Ga.
29 Thomas Flowers
Sr., 5-10, 186
Austell, Ga.

FREE SAFETY

5 CJ Byrd
Jr., 6-2, 193
North Augusta, S.C.
31 Quinton Banks
Fr., 6-2, 210
Warner Robins, Ga.

**DEFENSE****STRONG SAFETY**

30 Kelin Johnson
Sr., 6-1, 200
Daytona Beach, Fla.
9 Reshad Jones
Fr., 6-2, 203
Atlanta, Ga.

RIGHT CORNERBACK

23 Prince Miller
JSo, 5-8, 190
Duncan, S.C.
3 Bryan Evans
So., 5-11, 188
Jacksonville, Fla.



SPECIALISTS

P	32 Brian Mimbs (Jr., 5-11, 205, Dublin, Ga.)
PK	96 Brandon Coutu (Sr., 6-0, 188, Lawrenceville, Ga.)
HLD	32 Brian Mimbs (Jr., 5-11, 205, Dublin, Ga.)
SNP	59 Bo Fowler (Jr., 6-2, 215, Lizella, Ga.)
KOR	2 Asher Allen (So., 5-10, 190, Tucker, Ga.)
	11 Ramarcus Brown (Jr., 5-11, 170, East Point, Ga.)
PR	27 Mikey Henderson (Sr., 5-10, 156, Buford, Ga.)
	29 Thomas Flowers (Sr., 5-10, 186, Austell, Ga.)

TAILBACK

24 Knowshon Moreno
Fr., 5-11, 207
Belford, N.J.
20 Thomas Brown
Sr., 5-8, 200
Tucker, Ga.

FULLBACK

36 Brannan Southerland
Jr., 6-0, 240
Dacula, Ga.
49 Shaun Chapas
Fr., 6-2, 236
St. Augustine, Fla.



SPLIT END

4 Sean Bailey
Sr., 6-1, 174
Alpharetta, Ga.
88 Kenneth Harris
Jr., 6-3, 215
Cherryville, N.C.

TIGHT END

86 Tripp Chandler
Jr., 6-6, 263
Woodstock, Ga.
89 Bruce Figgins
Fr., 6-4, 254
Columbus, Ga.

QUARTERBACK

7 Matthew Stafford
So., 6-3, 237
Dallas, Texas
14 Joe Cox
So., 6-1, 208
Charlotte, N.C.

FLANKER

1 Mohamed Massaquoi
Jr., 6-2, 198
Charlotte, N.C.
26 Tony Wilson
Fr., 5-11, 198
Daytona Beach, Fla.

RIGHT TACKLE

67 Chester Adams
Sr., 6-4, 335
Luverne, Ala.
64 Kiante Tripp
Fr., 6-6, 270
Atlanta, Ga.

RIGHT GUARD

60 Clint Boling
Fr., 6-5, 290
Alpharetta, Ga.
72 Vince Vance
So., 6-8, 320
Hinesville, Ga.

CENTER

75 Fernando Velasco
Sr., 6-4, 318
Wrens, Ga.
74 Kevin Perez
Fr., 6-3, 270
Miami, Fla.

LEFT GUARD

63 Chris Davis
Fr., 6-4, 292
Jefferson, Ga.
78 Josh Davis
Fr., 6-6, 293
Jayess, Miss.

LEFT TACKLE

77 Trinton Sturdivant
Fr., 6-5, 293
Wadesboro, N.C.
72 Vince Vance
So., 6-8, 320
Hinesville, Ga.

END

54 Amani Purcell
(6-4, 277, Sr)
Pago Pago, Amer. Samoa
94 David Veikune
(6-3, 252, Jr)
Wahi'awa, O'ahu

TACKLE

96 Fale Laeli
(6-1, 292, Jr)
Honolulu, O'ahu
93 Keala Watson
(6-3, 300, Jr)
Nanakuli, O'ahu

TACKLE

67 Michael Lafaele
(6-1, 302, Sr)
Honolulu, O'ahu
97 Siave Seti
(6-0, 291, Sr)
Long Beach, CA

END

12 Karl Noa
(6-4, 251, Sr)
Wai'anae, O'ahu
98 Francis Maka
(6-2, 240, Sr)
San Mateo, CA

BUCK LINEBACKER

44 Adam Leonard
(6-0, 236, Jr)
Seattle, WA
26 Micah Lau
(5-9, 211, Sr)
Honolulu, O'ahu

MIDDLE LINEBACKER

17 Solomon Elimimian
(5-11, 218, Jr)
Los Angeles, CA
10 Timo Paepule
(6-0, 252, Sr)
Kane'ohe, O'ahu

STUB LINEBACKER

43 Brad Kalilimoku
(5-10, 221, Sr)
Honolulu, O'ahu
53 Blaze Soares
(6-1, 239, So)
Kane'ohe, O'ahu

NICKELBACK

27 Ryan Mouton
(5-10, 182, Jr)
Houston, TX
18 Guyton Galdeira
(5-7, 165, Jr)
Wahiawa, O'ahu

CORNERBACK

3 Myron Newberry
(5-9, 174, Sr)
Denton, TX
29 Keenan Jones
(5-11, 181, Sr)
Harbor City, CA

FREE SAFETY

24 Desmond Thomas
(6-3, 174, Jr)
Vallejo, CA
30 Dane Porlas
(5-10, 186, Jr)
San Diego, CA



SAM

31 Jacob Patek
(6-0, 204, Sr)
Victoria, TX
19 Erik Robinson
(5-11, 194, Jr)
Dallas, TX

CORNERBACK

23 Gerard Lewis
(5-9, 175, Sr)
Houston, TX
27 Ryan Mouton
(5-10, 182, Jr)
Houston, TX



COLT BRENNAN


POSITION: QUARTERBACK

HEIGHT: 6-3 » WEIGHT: 201

CLASS: SENIOR

HOMETOWN: IRVINE, CA

LAST SCHOOL: SADDLEBACK COMMUNITY COLLEGE



2007 (Senior)

- ▶ Broke Ty Detmer's national record of career touchdowns passing (131) and career TDs responsible for (146).
- ▶ Leads the WAC and ranks second nationally in both passing (373.2) and total offense (380.6).
- ▶ Completed 42-of-50 passes for 442 yards and five TDs in season finale against Washington. At one point, completed school record 20 straight passes.
- ▶ Completed 40-of-53 passes for 495 yards and five TDs in WAC finale vs. Boise State.
- ▶ Completed 34-of-40 for 416 yards and six TDs in season-opening 63-6 rout of Northern Colorado.
- ▶ Was 43-of-61 for 548 yards and four TDs in overtime win at LaTech
- ▶ Ran for three TDs and passed for 298 yards and two scores in win at UNLV.
- ▶ Set NCAA record for consecutive games with 200+ passing (34)
- ▶ Missed Charleston Southern game due to precautionary reasons
- ▶ School records of 44 completions, 75 attempts for 545 yards in come-from-behind win at San Jose State. Had four passing and one rushing TDs.
- ▶ Completed 29-of-46 for 425 yards and six TDs in 50-13 rout of New Mexico St.

2006 (Junior)

- ▶ Started all 14 games
- ▶ Led WAC and nation in total offense (422.5), touchdown passes (58), passing efficiency (185.96), points responsible for (27.7), completion percentage (72.6%), yards (5,549) and yards per game (396.4)
- ▶ Broke or tied 20 NCAA, 17 WAC and 41 school records
- ▶ Had eight 400-plus yard games and one 500-yard game
- ▶ School-record 559 yards passing in win over Arizona State in Sheraton Hawai'i Bowl
- ▶ Had eight 400-plus yard games and one 500-yard game
- ▶ Passed for five or more touchdowns in eight games including season-high six at Utah State
- ▶ Team's second-leading rusher (366 yards)

2005 (Sophomore)

- ▶ Started 10 of 12 games
- ▶ Only games he did not start were USC and San Diego State
- ▶ Tied or broke 11 UH offensive records
- ▶ Led the country in total offense (4,455) and touchdowns thrown (35)
- ▶ 4,301 yards passing was the eighth-most in WAC history
- ▶ Against New Mexico State (Oct. 15), threw for career-high seven TDs
- ▶ Had nine 300-plus yard performances, including four 400-plus yard games and a 515-yard performance.

Prior to UH

- ▶ Earned one letter in football at Saddleback Community College in California
- ▶ Named honorable mention All-America, state Offensive Player of the Year and first team all-conference
- ▶ Helped Saddleback to conference championship
- ▶ Made the honor roll

2003

- ▶ Redshirted at the University of Colorado.

Prep

- ▶ A 2002 graduate of Mater Dei High School in California
- ▶ Earned three letters in football and one in basketball
- ▶ Invited to play in the County All-Star Game as a senior
- ▶ Led team to the league championship as a sophomore and helped Mater Dei to the league championship in basketball as a senior
- ▶ Attended Worcester Academy in Massachusetts for one year

Personal

- ▶ Born Aug. 16, 1983, in Laguna Beach, Calif.
- ▶ Has two sisters and parents are Betsy and Terry Brennan of Irvine, Calif.



COLT'S RECORDS

29 NCAA RECORDS
25 WAC RECORDS
70 SCHOOL RECORDS



PASSING - Game

Completions In A Quarter: 19 (1st) vs. N. Colorado, Sept. 1, 2007
Completions In A Half: 34 (1st) vs. N. Colorado, Sept. 1, 2007
Completions In A Game: 44 at San Jose State, Oct. 12, 2007
Attempts In A Game: 75 at San Jose State, Oct. 12, 2007
Yards In A Half: 416 (1st) vs. N. Colorado, Sept. 1, 2007
Yards In A Game: 559 by Colt Brennan vs. Arizona State, 12/24/06
Yards Per Attempt: min 35 atts: 13.3 by Colt Brennan vs. Arizona St., 12/24/06
Consecutive Completions: 20 vs. Washington, Dec. 1, 2007
Touchdowns In A Quarter: 4 (1st) vs. N. Colorado, Sept. 1, 2007
Touchdowns In A Half: 6 (1st) vs. N. Colorado, Sept. 1, 2007
Interceptions: 5 at Idaho, Sept. 29, 2007

PASSING - Season

Most Yards Per Game: 396.4 (2006)
Most Pass Completions: 406 (2006)
Yards Per Attempt: min 150 atts: 9.9 (2006)
min 200 atts: 9.9 (2006)
Most Touchdowns (2006): 58 🏈
Most Consecutive Games Gaining 200 Yards or More (2006): 14
Consecutive Games Throwing A Touchdown: 14 (2006) 🏈
Consecutive Attempts Without An Interception: 182 (2006)
Most Yards Gained: 5,549 by Colt Brennan (2006)
Most Games Gaining 200 Yards or More (2006): 14 🏈
Most Consecutive Games Gaining 200 Yards or More (2006): 14 🏈
Most Games Gaining 300 Yards or More (2006): 13 🏈
Most Consecutive Games Gaining 300 Yards or More (2006): 12 🏈
Most Games Gaining 400 Yards or More (2006): 9 🏈
Completions Percentage: min 150 atts: 72.6% (406-559) (2006)
min 200 atts: 72.6% (406-559) (2006)
Highest Passing Efficiency (2006): 186.0 🏈
Attempts To Touchdown Ratio: 9.6 (2006)

PASSING - Career

Most Touchdowns: 131 🏈
Most Touchdowns Passes in Two Seasons (2006-07): 96 🏈
Most Touchdowns Passes in Three Seasons (2005-07): 131 🏈
Most Touchdown Passes at Conclusion of Junior Season: 93 🏈
Consecutive Games Throwing A Touchdown: 34 (2006)
Most Passing Yards In Two Seasons (2005-06): 9,850 🏈
Consecutive Games With 200 yards Passing: 34 🏈
Most Touchdown Passes, Same Passer and Receiver (Davone Bess): 39* 🏈
Most Yards Gained Against One Opponent Per Game: 423.3 yard vs. New Mexico State (2005-07)

TOTAL OFFENSE - Game

Yards In A Game: 574 by Colt Brennan vs. Arizona State, 12/24/06
Most Plays: 90 at San Jose State, Oct. 12, 2007

TOTAL OFFENSE - Season

Yards Gained: 5,915 by Colt Brennan, 2006
Most Games Gaining 300 Yards or More (2006): 14 🏈
Most Consecutive Games Gaining 300 Yards or More (2006): 14 🏈
Most Touchdowns Responsible For (2006): 63 🏈
Most Points Responsible For (2006): 384 🏈
Yards Gained Per Game: 422.5 by Colt Brennan (2006)
Average Gain Per Play: 9.2 by Colt Brennan (2006) 🏈
Highest Average Gain Per Play (Min 3,000 Yards) (2006): 9.2

TOTAL OFFENSE - Career

Most Touchdowns Responsible For: 146 🏈
Most Touchdowns Responsible For in Two Seasons (2006-07): 109 🏈
Most Touchdowns Responsible For in Three Season (2005-07): 146 🏈
Most Points Responsible For: 886 🏈
Most Points Responsible For In Two Seasons (2006-07): 660 🏈
Most Points Responsible For in Three Seasons (2005-07): 886 🏈
Most Yards Gained in First Two Seasons: 10,370 (2005-06) 🏈
Most Games Gaining 400 Yards or More: 22 🏈
Most Seasons Gaining 2,500 Yards or More (2005-07): 3* 🏈
Most Consecutive Games Gaining 300 Yards or More: 21
Most Points Responsible Per Game (Two Seasons, 2006-07): 26.2

*Record tied



CAREER HIGHS

Passing

Completions	44 at San Jose State, 10/12/07
Attempts	75 at San Jose State, 10/12/07
Yards	559 vs. Arizona State, 12/24/06
TDs	7 vs. New Mexico State, 10/15/05
Pass Eff. Rating	243.1 at Utah St., 11/4/06
Interceptions	5 at Idaho, 9/29/07
Long	87 at Nevada, 11/5/05

Rushing

Attempts	15 at San Jose State, 10/12/07
Yards	63 vs. Idaho, 10/28/06
TDs	3 at UNLV, 9/15/07

MISCELLANEOUS STATS

300-yard games	26
400-yard games	19
500-yard games	4
Four-touchdown games	15
Five-touchdown games	12
Six-touchdown games	4
Seven-touchdown games	1

NCAA CAREER WATCH

Touchdown Passes

Brennan: Record holder: 131

Total Touchdowns Responsible

Brennan: Record holder: 146

Passing Efficiency

(Players must have completed career)

Leader: 168.9, Ryan Dinwiddie, Boise State

Brennan: 169.8

Career Passing Yards Per Attempt

Leaders: 9.90, Ryan Dinwiddie, Boise State; 9.82, Ty Detmer, BYU

Brennan: 9.1

Career Passing Yards Per Game

(Players must have completed career)

Leader: 386.2, Tim Rattay, Louisiana Tech

Brennan: 379.0

Total Offense, Yards Per Game

(Players must have completed career)

Leader: 382.4, Tim Rattay, Louisiana Tech

Brennan: 394.8

Highest Percentage of Passes Completed

Leader: (Min. 1,000 atts.) 68.2% Bruce Gradkowski, Toledo

Brennan: 70.7%



GAME-BY-GAME STATS

2007	Att	Comp	Int	Pct	Yards	TD	Long	Effic	Rush	Yards	TD
No. Colorado	40	34	0	85.0	416	6	30	221.9	3	23	0
at La Tech	61	43	1	70.5	548	4	64	164.3	11	-8	1
at UNLV	32	26	0	81.2	298	2	46	180.1	9	19	3
Charleston So.				- DNP -							
at Idaho	49	30	5	61.2	369	3	41	124.3	5	-2	1
Utah State	25	19	0	76.0	219	1	38	162.8	3	7	0
at San Jose State	75	44	4	58.7	545	4	39	126.6	15	-1	1
New Mexico State	46	29	1	63.0	425	6	42	179.4	4	13	0
Fresno State	39	28	1	70.0	396	2	67	168.8	6	5	1
at Nevada	2	2	0	100.0	21	0	14	188.2	0	0	0
Boise State	53	40	2	75.5	495	5	41	177.51	9	18	1
Washington	50	42	0	84.0	442	5	43	191.26	8	-9	0
TOTALS	472	337	14	71.4	4,174	38	67	191.26	73	63	8

2006	Att	Comp	Int	Pct	Yards	TD	Long	Effic	Rush	Yards	TD
Alabama	44	30	1	68.2	350	2	32	145.5	6	3	0
UNLV	35	24	2	68.6	296	2	32	147.0	6	27	1
Boise State	36	25	1	69.4	388	5	37	200.3	4	17	0
Eastern Illinois	41	30	1	73.2	409	5	43	192.3	4	-1	0
Nevada	47	36	0	76.6	419	4	63	179.6	7	14	1
Fresno State	39	32	0	82.1	409	5	47	212.5	7	43	0
New Mexico State	31	22	0	71.0	330	5	36	213.6	6	28	0
Idaho	38	31	0	81.6	333	5	50	198.6	5	63	0
Utah State	29	18	1	62.1	413	6	60	243.1	1	12	0
Louisiana Tech	40	27	1	67.5	406	4	49	180.8	6	60	1
San Jose State	39	28	1	71.8	402	5	37	195.6	7	15	1
Purdue	48	33	1	68.8	434	3	49	161.2	6	59	0
Oregon State	50	37	2	74.0	401	2	34	146.6	14	11	1
Arizona State	42	33	1	78.6	559	5	79	224.9	7	15	0
TOTALS	559	406	12	72.6	5549	58	79	186.0	86	366	5

2005	Att	Comp	Int	Pct	Yards	TD	Long	Effic	Rush	Yards	TD
USC	32	21	1	65.6	250	1	43	135.3	6	-9	0
Michigan State	31	23	0	74.2	219	2	27	154.8	7	37	0
Idaho	44	34	0	77.3	347	3	33	166.0	7	7	0
Boise State	51	29	2	56.9	426	4	73	145.1	10	37	0
Louisiana Tech	33	23	1	69.7	236	1	28	133.7	7	-18	0
New Mexico State	53	38	1	71.7	515	7	54	193.1	9	46	0
San Jose State	48	36	2	75.0	457	3	60	167.3	7	-4	1
Fresno State	54	35	2	64.8	327	1	22	114.4	11	23	0
Nevada	43	29	1	67.4	409	3	87	165.7	7	-18	0
Utah State	36	24	1	66.7	386	2	62	169.5	10	33	1
Wisconsin	53	33	1	62.3	403	3	36	141.0	8	-28	0
San Diego State	37	25	1	67.6	326	5	63	180.8	10	48	0
TOTALS	515	350	13	68.0	4301	35	87	155.5	99	154	2

BOLD = career highs

CAREER STATS

PASSING	G-GS	EFF	CMP	ATT	INT	PCT	YDS	TD	LONG	AVG/G
2005	12-10	155.5	350	515	13	68.0	4,301	35	87	358.4
2006	14-14	186.0	406	559	12	72.6	5,549	58	79	396.4
2007	11-10	166.3	337	472	14	71.4	4,174	38	67	379.5
TOTALS	37-34	169.8	1,093	1,546	39	70.7	14,024	131	87	379.0

TOP PERFORMANCES

33-42, 559 yds, 5 TD vs. Arizona St. (12/24/06)

18-29, 413 yds, 6 TD at Utah State (11/4/07)

38-53, 515 yds, 7 TD vs. New Mexico St. (10/15/05)

34-40, 416 yds, 6 TD vs. Northern Colorado (9/1/07)

43-61, 548 yds, 4 TD at Louisiana Tech (9/8/07)

29-46, 425 yds, 6 TD vs. New Mexico State (10/27/07)



#7 DAVONE BESS - SB
Belitnikoff Award Candidate
2007 Rivals.com All-America Third Team
2007 First Team All-WAC

- ▶ Caught a pass in 38 consecutive games, the sixth longest streak in country.
- ▶ Broke UH mark for receptions (15) in game (11/23/07).
- ▶ Nation's active career leader in receiving touchdowns (41), a new UH career mark.
- ▶ Broke the WAC record for receptions (286) held by

Terance Mathis of New Mexico (263).

- ▶ Needs one TD to tie the WAC record held by Ryan Yarborough of Wyoming (42).
- ▶ He and QB Colt Brennan have combined for 39 career touchdowns, tying the NCAA record held by LaTech's Tim Rattay and Troy Edwards.
- ▶ Has 19 career 100-yard receiving games.
- ▶ Ranks fourth in school history in scoring (250).
- ▶ Three-time first team all-WAC selection.
- ▶ Honorable mention All-America by si.com in 2006.
- ▶ Finished fifth nationally in receptions (8.4), ninth in total yards (1,213) and 10th in receiving yards per game (101.1) in 2007.
- ▶ Ranked 13th in receiving yards per game (87.1) in 2006 and 17th (93.7) in 2005.

CAREER HIGHS

Receptions: 15 vs. Boise State, 11/23/07

Yards: 181 vs. Boise State, 11/23/07

TD: 2, 11x, last vs. Boise State, 11/23/07

CAREER TOTALS

Season	GP	Rec	Yards	TD	Lg	R/G	Y/R	Y/G
2005	12	89	1124	14	62	7.4	12.6	93.7
2006	14	96	1220	15	49	6.9	12.7	87.1
2007	12	101	1213	12	48	8.4	12.0	101.1
TOTAL	38	286	3,557	41	62	7.5	12.4	93.6



#84 JASON RIVERS - WR
Belitnikoff Award Candidate
2007 Second Team All-WAC

- ▶ Has 49-game streak of at least one reception, which is the currently longest streak in the nation and broke the all-time WAC record held by Carl Winston of New Mexico.
- ▶ School-record holder in receiving yards (3,814) and second in receptions (282).
- ▶ Second all-time in the WAC in receptions (282).

- ▶ Second-team all-WAC in 2006 and 2007.
- ▶ Ranks fifth in school history in all-purpose yards (3,814) and eighth in career touchdowns (35).
- ▶ Had 14 catches for 167 yards and four TDs vs. Washington (Dec. 1).
- ▶ Had 14 catches for 176 yards and one touchdown against Louisiana Tech (Sept. 8).
- ▶ Has 16 career 100-yard receiving games.
- ▶ NCAA-record 308 yards receiving against Arizona State in the 2006 Sheraton Hawai'i Bowl (14 receptions).
- ▶ Finished 16th nationally in receiving yards per game (84.1) in 2006.
- ▶ Had 11 receptions for 148 yards against UAB in 2004 Sheraton Hawai'i Bowl.
- ▶ Led all receivers with seven catches and 143 yards and three touchdowns in 2003 Sheraton Hawai'i Bowl.

CAREER HIGHS

Receptions: 14, 3x vs. Washington, 12/1/07

Yards: 308 vs. Arizona State, 12/24/06

TD: 4 vs. Idaho, 11/20/04; vs. Washington, 12/1/07

CAREER TOTALS

Season	GP	Rec	Yards	TD	Lg	R/G	Y/R	Y/G
2003	12	48	594	5	61	4.0	12.4	49.5
2004	13	80	973	7	74	6.2	12.2	74.8
2006	14	72	1178	10	79	5.1	16.4	84.1
2007	11	82	1060	13	72	7.5	13.0	97.2
TOTAL	50	282	3,814	35	79	5.6	13.5	76.3



#44 ADAM LEONARD - LB
Butkus Award Candidate
2007 First Team All-WAC

- ▶ Second on the team with 100 total tackles, including team-leading 11.5 for a loss.
- ▶ Ranks 11th in the WAC and ranks 79th nationally averaging 8.3 tackles per game.
- ▶ Has four interceptions including two returned for TDs this season.

- ▶ Four interceptions tied for the most by a linebacker in the country in '07 and tied for 55th nationally.
- ▶ Also has two sacks, four PBUs, one forced fumble and one fumble recovery.
- ▶ Had six games with double figure tackles, including career-best 12 against both Louisiana Tech and Utah State.
- ▶ First-team all-WAC selection in 2007 and second team in 2006.
- ▶ Started all 14 games at MACK linebacker and led the team while ranked fifth in the WAC with 114 total tackles in 2006.

CAREER HIGHS

Tackles: 12, 2x, last vs. Utah State, 10/6/07

TFL: 2.5 vs. New Mexico State, 10/27/07

Sacks: 1.0, 3x, last vs. New Mexico State, 10/27/07

INT: 1, 5x, last vs. New Mexico State, 10/27/07

TD: 1, 3x, last at Idaho, 9/29/07

CAREER TOTALS

Season	GP	UA	AST	TOT	TFL	FF	FR	SK	INT
2005	8	7	2	9	1.0	0	0	0.0	0
2006	14	62	52	114	3.5	1	4	1.0	1
2007	12	50	50	100	11.5	1	1	2.0	4
TOTAL	34	119	104	223	16.0	2	5	3.0	5



#1 RYAN GRICE-MULLEN - SB
All-America Candidate
2007 First Team All-WAC

- ▶ Second on team in receptions (100) and first in receiving yards (1,335) and second on team with 12 TDs.
- ▶ Leads the WAC in receiving yards (111.2), fifth nationally, while and 2nd in receptions per game (8.33), 6th in the country.
- ▶ Ranks fourth in school history in career receptions (231),

- receiving yards (3,333), and touchdowns (35).
- ▶ NCAA career active leader receiving yards/game (98.0).
- ▶ Had career-high 195 yards (13 catches) against New Mexico State (Oct. 27).
- ▶ A first-team all-WAC selection in 2007.
- ▶ Has 17 career 100-yard receiving games.
- ▶ Despite missing four games in 2006, finished with 770 yards and 11 TDs.
- ▶ Finished with 1,228 receiving yards and 12 TDs in 2005.
- ▶ Led WAC and was sixth nationally in receiving yards per game (102.3) in 2005.
- ▶ Has one rushing TD (15 yards) in career at San Jose State (10/22/05).

CAREER HIGHS

Receptions: 14 at San Jose State, 10/12/07

Yards: 195 vs. New Mexico State, 10/27/07

TDs: 4 vs. New Mexico State, 10/15/05

CAREER TOTALS

Season	GP	Rec	Yards	TD	Lg	R/G	Y/R	Y/G
2005	12	85	1228	12	73	7.1	14.4	102.3
2006	10	46	770	11	60	4.6	16.7	77.0
2007	12	100	1214	12	64	8.3	13.4	111.2
TOTAL	34	231	3,333	35	73	6.8	14.4	98.0



#17 SOLOMON ELIMIMIAN - LB

2007 First Team All-WAC

- ▶ Leads the team with 132 total tackles.
- ▶ Ranks third in the WAC and 9th nationally averaging 11.0 tackles per game.
- ▶ Also has 11.0 TFL, 1.5 sacks, and three PBUs this season.
- ▶ Had 20 tackles (14 assisted) in win over Utah State (Oct. 6), three shy of the UH game record.
- ▶ Posted six double digit tackle games in 2007.

- ▶ Made five stops in only first half against Northern Colorado (9/1/07).
- ▶ Finished second on the team with 89 tackles in 2006.
- ▶ Ranked 11th in the WAC in tackles per game (6.8) in 2006.

CAREER HIGHS

Tackles: 20 vs. Utah State, 10/6/07

TFL: 1.5, 2x, last at UNLV, 9/15/07

Sacks: 1, 2x, last vs. Utah State, 10/6/07

INT: 1 at Idaho, 9/24/05

CAREER TOTALS

Season	GP	UA	AST	TOT	TFL	FF	FR	SK	INT
2005	12	56	27	83	6.0	0	0	2.0	1
2006	12	51	38	89	2.0	2	1	0.0	0
2007	12	65	67	132	11.0	0	0	1.5	0
TOTAL	36	172	132	304	19.0	2	1	3.5	1




#55 JOHN ESTES - C

Rimington Trophy Candidate

2007 First Team All-WAC

- ▶ Anchors offensive line that ranks first in the nation in scoring (46.2), second in passing (450.2) and third in total offense (529.2).
- ▶ Offensive line has allowed only 27 sacks in 606 passing attempts.
- ▶ Started all 12 games this season at center.

- ▶ Started all 14 games at right guard in 2006.



#3 MYRON NEWBERRY - DB

2007 First Team All-WAC

- ▶ Tied for team lead with four interceptions.
- ▶ Leads team with eight PBUs. Has 51 tackles, one sack.
- ▶ Key interception in overtime secured UH's victory at San Jose State. Had two picks against the Spartans.
- ▶ Also had two interceptions against Idaho, including one returned 76 yards for a TD.
- ▶ Had two interceptions in 2006.

CAREER HIGHS

Tackles: 10 at NMSU, 10/21/06

TFL: 1 vs. Utah State, 10/6/07

Sacks: 1 vs. Utah State, 10/6/07

INT: 2, 2x, last at San Jose State, 10/12/07

TD: 1 at Idaho, 9/29/07

CAREER TOTALS

Season	GP	UA	AST	TOT	TFL	PBU	FR	SK	INT
2006	13	22	10	32	0.0	4	2	0	2
2007	12	31	20	51	1.0	8	1	1	4
TOTAL	25	53	30	83	1.0	12	3	1	6



#86 DAN KELLY - PK

Lou Groza Award Candidate

2007 First Team All-WAC

- ▶ Ranks third in school history in points scored (260).
- ▶ Converted 11-of-16 FGs and 69-of-73 extra points.
- ▶ Set UH record for consecutive extra points made in a season (50) before missing two against New Mexico State (Oct. 27).
- ▶ 45-yard FG with 11 seconds beat Nevada (11/16/07).

- ▶ Converted 49-yard FG at La Tech with 1:34 left in regulation to send the game into overtime, which UH won 45-44.

- ▶ Connected on 54-yard field goal against Utah State (Oct. 6), the fifth longest in school history.

- ▶ Ranks eighth nationally among active players with 158 career extra points made.

- ▶ Made 13-of-17 FGs and 47-of-50 extra points in 2006.

- ▶ Made 10-of-15 FGs and 42-of-45 extra points in 2005.

CAREER HIGHS

FGs Made: 3, vs. Fresno State, 11/10/07

FGs Att.: 3, 7x, last vs. Fresno State, 11/10/07

Long: 54 vs. Utah State, 10/6/07

XP Made: 9, 3x, last vs. Char. So., 9/22/07

XP Att.: 10 at Fresno State, 10/14/06

CAREER TOTALS

Season	GP	XP	AT	FG	AT	19-	20-29	30-39	40-49	50+	LG
2005	12	42	45	10	15	0-0	1-1	6-8	3-6	0-0	46
2006	14	47	50	13	17	0-0	5-6	4-5	3-4	1-2	52
2007	12	69	73	11	16	0-0	5-5	1-1	3-8	2-2	54
TOTAL	38	158	168	34	48	0-0	11-12	11-14	9-18	3-4	54



#67 MICHAEL LAFAELE - DT

2007 First Team All-WAC

- ▶ Anchors defensive line at tackle, started 11 games this season and 25 since last season.
- ▶ Has 20 tackles, 3.5 TFL this season.
- ▶ Forced fumble late in regulation at San Jose State, set up tying TD, sending game to overtime.
- ▶ Has 14.0 career TFL and 2.5 career sacks.
- ▶ Recorded 32 tackles, including 5.5 for loss in 2006.

- ▶ Had 23 tackles, including five for loss in 2005.

CAREER HIGHS

Tackles: 7 vs. Purdue, 11/25/06

TFL: 1.0, 3x, last vs. SJSU, 11/18/06

Sacks: 1.0, 2x, last vs. SJSU, 11/18/06

CAREER TOTALS

Season	GP	UA	AST	TOT	TFL	FF	FR	SK	INT
2004	9	0	0	0	0.0	0	0	0.0	0
2005	11	11	12	23	5.0	0	0	0.0	0
2006	14	18	14	32	5.5	0	0	2.0	0
2007	11	12	8	20	3.5	1	1	0.5	0
TOTAL	45	41	34	75	14.0	1	1	2.5	0



#65 HERCULES SATELE - LG

2007 SI.com Honorable Mention All-America

2007 FWAA All-America Team

2007 First Team All-WAC

- ▶ Started all 12 games this season and last 25 dating back to last season at left guard.
- ▶ Member of offensive line that ranks first in the country scoring (46.2), second in passing (450.2), and third in total offense (529.2).



#2 C.J. HAWTHORNE - WR

2007 All-WAC Special Unit Award Member

- Ranks fourth on the team with 57 receptions and 786 yards receiving.
- Hauled in six TD receptions.
- Started all 12 games at receiver.
- Career-high nine receptions and 116 yards against Utah State.
- Had two TD receptions against Charleston Southern.

- Switched over from defensive back last season.
- Started five games in 2006, two at right cornerback and three at left cornerback.

CAREER HIGHS


Receptions: 9, 2x last vs. Utah State, 10/6/07

Yards: 116 vs. Utah State, 10/6/07

TDs: 2 vs. Charleston Southern, 9/22/07

CAREER TOTALS

Season	GP	Rec	Yards	TD	Lg	R/G	Y/R	Y/G
2006	14	0	0	0	0	0.0	0.0	0.0
2007	12	57	786	6	53	4.8	13.8	65.5
TOTAL	26	57	786	6	53	2.2	13.8	30.2



#4 LEON WRIGHT-JACKSON - RB

- Ranks second on the team in rushing with 219 yards on 33 carries.
- Has two rushing TDs, including 47 yard scamper at Louisiana Tech.
- Started four games at running back.
- Has 16 receptions for 146 yards receiving.

CAREER HIGHS

RUSHING

Attempts: 7, 2x, last at Idaho, 9/29/07

Yards: 65 vs. Fresno State, 11/10/07

TDs: 1, 2x last vs. Fresno State, 11/10/07

RECEIVING

Receptions: 3, 3x, last vs. Fresno State, 11/10/07

Yards: 38 at UNLV, 9/15/07

TDs: None



#5 MICHAEL WASHINGTON - WR

- Back-up receiver, who has appeared in eight games.
- Has three receptions for 51 yards and one score.
- Also served as punter returner.
- Had four returns for 102 yards, including 80 yard return for TD against Northern Colorado.
- Had four returns for 102 yards, including 80 yard return for TD against Northern Colorado.

CAREER HIGHS

RECEIVING

Receptions: 7 at Idaho, 9/24/05

Yards: 46 at Idaho, 9/24/05

TDs: 1 vs. Charleston Southern, 9/22/07

PUNT RETURN

Returns: 2 vs. Northern Colorado, 9/1/07

Yards: 81 vs. Northern Colorado, 9/1/07

TDs: 1 vs. Northern Colorado, 9/2/07

KICKOFF RETURN

Returns: 4 vs. Utah State, 10/6/07

Yards: 62 vs. Utah State, 10/6/07

TD: None

CAREER TOTALS

RECEIVING	GP	Rec	Yards	TD	Lg	R/G	Y/R	Y/G
2005	7	13	86	0	10	1.9	6.6	12.3
2006	8	3	50	0	23	0.4	16.7	6.2
2007	8	3	51	1	19	0.4	17.0	6.4
TOTAL	23	19	187	1	23	0.8	9.8	8.1



#6 TYLER GRAUNKE - QB

- Started two games for starting quarterback Colt Brennan.
- Completed 77-of-118 passes for 1,092 yards and nine TDs.
- Led UH to come-from-behind victory over Nevada, in which he completed 33-of-46 passes for 358 yards and two TDs.

- Also started the Charleston Southern game and completed 22-of-36 passes for 285 yards and three TDs.

- Relieved Brennan in the second half of Utah State game and completed 9-of-11 passes for 246 yards and three scores.

CAREER HIGHS

RUSHING

Attempts: 10 at Nevada, 11/16/07

Yards: 43 vs. USC, 9/3/05

TDs: 1, 4x, last at Nevada, 11/16/07

PASSING

Completions: 33 at Nevada, 11/16/07

Attempts: 46 at Nevada, 11/16/07

Yards: 358 at Nevada, 11/16/07

TDs: 3, 2x last vs. Utah State, 10/6/07

Pass Eff. Rating: 367.50 vs. La Tech, 11/11/06

CAREER TOTALS

PASSING	G	Att	Cmp	Int	Yds	TD	Lg	Pct	Avg/P	Avg/G	Effic
2005	10	56	28	1	306	2	36	50.0	5.5	30.6	104.1
2006	7	43	32	0	501	4	62	74.4	11.7	71.6	203.0
2007	7	118	77	5	1092	9	81	65.3	9.3	156.0	159.7
TOTAL	24	217	137	6	1899	15	81	63.1	8.8	79.1	153.9

RUSHING

	G	Att	Yds	TD	Lg	Avg/C	Avg/G
2005	10	21	68	0	12	3.2	6.8
2006	7	9	30	1	24	3.3	4.3
2007	7	21	11	3	20	0.5	1.6
TOTAL	24	51	109	4	24	2.1	4.5



#8 TYSON KAFENTZIS - LB

- Back-up linebacker who appeared in nine games primarily on special teams.

CAREER HIGHS

Tackles: 6 vs. SDSU, 12/3/05

TFL: 1.0, 2x, last vs. UNLV, 9/16/06

Sacks: None

INT: None

CAREER TOTALS

Season	GP	UA	AST	TOT	TFL	FF	FR	SK	INT
2005	12	11	5	16	0.5	0	0	0	0
2006	10	15	8	23	2.0	0	0	0	0
2007	9	1	1	2	0.0	0	0	0	0
TOTAL	31	27	14	41	2.5	0	0	0	0



#9 RYAN KEOMAKA - DB

- ▶ Backup defensive back, who plays primarily on special teams.
- ▶ Appeared in nine games and has seven total tackles.

CAREER HIGHS

Tackles: 9 vs. San Diego State, 12/3/05

TFL: 0.5, 3x, last at Utah State, 11/4/06

Sacks: None

INT: 1, 3x, last at Utah State, 11/4/06

CAREER TOTALS

Season	GP	UA	AST	TOT	TFL	FF	FR	SK	INT
2004	9	7	7	14	0.0	0	0	0	0
2005	11	25	4	29	1.0	0	1	0	1
2006	12	15	2	17	0.5	0	0	0	2
2007	9	5	2	7	0.0	0	0	0	0
TOTAL	41	52	15	67	1.5	0	1	0	3



#10 TIMO PAEPULE - LB

- ▶ Backup linebacker, who plays on special teams units.
- ▶ Appeared in all 12 games.
- ▶ Has 21 total tackles, including 2.5 for loss.

CAREER HIGHS

Tackles: 7, 2x, last vs. Northern Colorado, 9/1/07

TFL: 1, 3x, last vs. Northern Colorado, 9/1/07

Sacks: None

INT: None

CAREER TOTALS

Season	GP	UA	AST	TOT	TFL	FF	FR	SK	INT
2004	8	7	6	13	1.0	1	0	0	0
2005	10	1	0	1	0.0	1	0	0	0
2006	13	12	5	17	1.0	0	0	0	0
2007	12	16	5	21	2.5	1	0	0	0
TOTAL	43	36	16	52	4.5	3	0	0	0



#11 INOKE FUNAKI - QB

- ▶ Backup quarterback, making five appearances in 2007.
- ▶ Completed 10-of-15 passes for 136 yards and three TDs.
- ▶ 2007 pass efficiency rating of 208.8.
- ▶ Completed 4-of-4 passes vs. N. Colo. (58 yards, 1 TD)
- ▶ Was 6-of-9 against Char. So. (78 yds, 2 TDs)

CAREER HIGHS

RUSHING

Attempts: 4 vs. Utah State, 10/6/07

Yards: 34 vs. Charleston Southern, 9/22/07

TDs: None

PASSING

Completions: 6 vs. Charleston Southern, 9/22/07

Attempts: 10 vs. Eastern Illinois, 9/30/06

Yards: 120 vs. Eastern Illinois, 9/30/06

TDs: 2 vs. Charleston Southern, 9/22/07

Pass Eff. Rating: 304.30 vs. N. Colorado, 9/1/07

CAREER TOTALS

PASSING	G	Att	Cmp	Int	Yds	TD	Lg	Pct	Avg/P	Avg/G	Effic
2006	12	12	6	0	128	0	58	50.0	10.7	10.7	139.6
2007	5	15	10	0	136	3	32	66.7	9.1	27.2	208.8
TOTAL	17	27	16	0	264	3	58	59.3	9.8	15.5	178.1

RUSHING

	G	Att	Yds	TD	Lg	Avg/C	Avg/G
2006	12	10	34	0	12	3.4	2.8
2007	5	11	59	0	20	5.4	11.8
TOTAL	17	21	93	0	20	4.4	5.5



#12 KARL NOA - DL

- ▶ Started all 12 games on D-line.
- ▶ Posted career-best 10 tackles (5 solo) vs. LaTech in '07.
- ▶ Collected six tackles (2 solo) against NMSU in '07.
- ▶ Second on team with 4.5 sacks.

CAREER HIGHS

Tackles: 10, 2x, last at Louisiana Tech, 9/8/07

TFL: 2.0 vs. New Mexico State, 10/27/07

Sacks: 1, 6x, last vs. New Mexico State, 10/27/07

INT: None

CAREER TOTALS

Season	GP	UA	AST	TOT	TFL	FF	FR	SK	INT
2004	6	1	1	2	0.0	0	0	0	0
2005	9	1	3	4	1.0	0	0	1.0	0
2006	12	9	6	15	2.5	0	0	1.0	0
2007	12	19	20	39	8.5	1	0	4.5	0
TOTAL	39	30	30	60	12.0	1	0	6.5	0



#13 BRASHTON SATELE - LB

- ▶ Played in 11 games mainly on special teams units.
- ▶ Appeared in all 12 games.
- ▶ Had a career-high two tackles vs. N. Colorado.

CAREER HIGHS

Tackles: 2 vs. Northern Colorado, 9/1/07

TFL: None

Sacks: None

INT: None

CAREER TOTALS

Season	GP	UA	AST	TOT	TFL	FF	FR	SK	INT
2006	9	2	0	2	0.0	0	0	0	0
2007	11	3	2	5	0.0	0	0	0	0
TOTAL	20	5	2	7	0.0	0	0	0	0



#16 JOPIERRE DAVIS - DB

- ▶ Played in 10 games, mainly on special teams units.
- ▶ Returned one interception 57 yards vs. NMSU for a TD.

CAREER HIGHS

Tackles: 3 vs. Utah State, 10/6/07

TFL: None


Sacks: None

INT: 1 vs. New Mexico State, 10/27/07

TD: 1 vs. New Mexico State, 10/27/07

CAREER TOTALS

Season	GP	UA	AST	TOT	TFL	FF	FR	SK	INT
2006	2	0	0	0	0.0	0	0	0	0
2007	10	6	2	8	0.0	0	0	0	1
TOTAL	12	6	2	8	0.0	0	0	0	1



#18 GUYTON GALDEIRA - DB

- ▶ Backup defensive back, who plays on special teams units.
- ▶ Appeared in all 12 games.
- ▶ Recorded three tackles against both Northern Colorado and Charleston Southern.

CAREER HIGHS

Tackles: 3, 2x, last vs. Charleston Southern, 9/22/07

TFL: 1.0 vs. Charleston Southern, 9/22/07

Sacks: None

INT: None

CAREER TOTALS

Season	GP	UA	AST	TOT	TFL	FF	FR	SK	INT
2005	7	3	1	4	0.0	0	0	0	0
2006	12	5	3	8	0.0	0	0	0	0
2007	12	9	4	13	1.0	0	0	0	0
TOTAL	31	17	8	25	1.0	0	0	0	0



#21 KEALOHA PILARES - RB

- ▶ Played in 10 games, making lone start against Utah State.
- ▶ Had 11 rushes for 62 yards at UNLV.
- ▶ Had 10 carries for 52 yards and a score at SJSU.
- ▶ Longest reception (41 yards) came at UNLV.
- ▶ Went 2-straight games with rushing TD (USU/SJSU).

CAREER HIGHS RUSHING

Attempts: 11 at UNLV, 9/15/07

Yards: 85 at Idaho, 9/29/07

TDs: 1, 2x, last at San Jose State, 10/12/07

RECEIVING

Receptions: 7 vs. Northern Colorado, 9/1/07

Yards: 64 vs. Northern Colorado, 9/1/07

TDs: 1 vs. Northern Colorado, 9/1/07



#23 GERARD LEWIS - DB

- ▶ Started all 12 games in the secondary.
- ▶ Had a season-high 7 tackles against NMSU in '07.
- ▶ Recorded 6 tackles vs. both SJSU and Boise State.
- ▶ Picked off passes against Char. So. and Idaho.

CAREER HIGHS

Tackles: 8 at NMSU, 10/21/06


TFL: 0.5, 3x, last vs. New Mexico State, 10/27/07

Sacks: None

INT: 1, 4x, last vs. Charleston Southern, 9/22/07

CAREER TOTALS

Season	GP	UA	AST	TOT	TFL	FF	FR	SK	INT
2006	14	20	13	33	0.5	0	0	0	3
2007	12	36	12	48	1.0	0	1	0	2
TOTAL	26	56	25	81	1.5	0	1	0	5



#24 DESMOND THOMAS - DB

- ▶ Played in all 12 games, making six starts, including the final five games in secondary.
- ▶ Recorded six or more tackles in four games.
- ▶ Broke up four passes in '07.
- ▶ Boasted 2.5 TFL in '07.

CAREER HIGHS

Tackles: 11 at Nevada, 11/16/07

TFL: 1.0, 2x, last at San Jose State, 10/12/07

Sacks: None

INT: 1 vs. Charleston Southern, 9/22/07

CAREER TOTALS

Season	GP	UA	AST	TOT	TFL	FF	FR	SK	INT
2005	1	0	0	0	0.0	0	0	0	0
2006	14	4	0	4	0.0	0	0	0	0
2007	12	37	19	56	2.5	0	0	0	1
TOTAL	27	41	19	60	2.5	0	0	0	1



#26 DANIEL LIBRE - RB

- ▶ First action came in Fresno State game.
- ▶ Played in three of the last four games, missing Boise State.
- ▶ Third on team in rushing (183 yards).
- ▶ All six of his receptions came in Washington game (61 yards).
- ▶ Rushed for 61, 40 and 82 yards against Fresno State, Nevada and Washington.

CAREER HIGHS RUSHING

Attempts: 10 vs. Washington, 10/1/07

Yards: 82 vs. Washington, 10/1/07

TDs: None

RECEIVING

Receptions: 6 vs. Washington, 10/1/07

Yards: 61 vs. Washington, 10/1/07

TDs: None



#26 MICAH LAU - LB

- ▶ Backup linebacker, who plays on special teams units.
- ▶ Appeared in 11 games.
- ▶ Had a season-high two tackles in four different games.

CAREER HIGHS

Tackles: 4, 2x, last vs. Arizona State, 12/24/06
TFL: 1.0, 2x, last at UNLV, 9/15/07
Sacks: 1.0 at UNLV, 9/15/07
INT: None

CAREER TOTALS

Season	GP	UA	AST	TOT	TFL	FF	FR	SK	INT
2004	2	0	0	0	0.0	0	0	0	0
2005	1	0	0	0	0.0	0	0	0	0
2006	14	14	11	25	1.5	0	1	0	0
2007	11	10	0	10	2.0	0	0	1.0	0
TOTAL	28	24	11	35	3.5	0	1	1.0	0



#27 RYAN MOUTON - DB


- ▶ Played in 10 games off the bench.
- ▶ Picked off two passes (UNLV, Washington).
- ▶ Has 21 total tackles, including 2.5 for loss.

CAREER HIGHS DEFENSE

Tackles: 6 vs. Washington, 12/1/07
TFL: 2.0 vs. Fresno State, 11/10/07
Sacks: 1.0 vs. Fresno State, 11/10/07
INT: 1, 2x last vs. Washington, 12/1/07
PBU: 4 vs. Boise State, 11/23/07
TDs: 1 at UNLV, 9/15/07

KICKOFF RETURN

Returns: 4 at Louisiana Tech, 9/8/07
Yards: 149 vs. Charleston Southern, 9/22/07
TDs: 1 vs. Charleston Southern, 9/22/07



#30 DANE PORLAS - DB

- ▶ Backup defensive back, who played in all 12 games.
- ▶ Had a season-high two tackles at LaTech.

CAREER HIGHS

Tackles: 6 vs. Fresno State, 10/29/05
TFL: None
Sacks: None
INT: 1 at San Jose State, 10/22/05

CAREER TOTALS

Season	GP	UA	AST	TOT	TFL	FF	FR	SK	INT
2005	11	10	6	16	0.0	0	0	0	1
2006	14	7	1	8	0.0	0	0	0	0
2007	12	4	2	6	0.0	0	0	0	0
TOTAL	37	21	9	30	0.0	0	0	0	0



#31 JACOB PATEK - DB

- ▶ Started all 12 games at strong safety.
- ▶ Third on squad in tackles (68).
- ▶ Had a career-high two interceptions in '07.
- ▶ Recorded six or more tackles in six games.

CAREER HIGHS

Tackles: 11 at La Tech, 9/8/07
TFL: 2.0 vs. Boise State, 11/23/07
Sacks: 1.0, 3x, last vs. Boise State, 11/23/07
INT: 1, 3x last vs. Boise State, 11/23/07

CAREER TOTALS

Season	GP	UA	AST	TOT	TFL	FF	FR	SK	INT
2006	14	34	21	55	1.0	3	0	1.0	1
2007	12	31	37	68	5.5	1	1	2.0	2
TOTAL	26	65	58	123	6.5	4	1	3.0	3



#35 KEAO MONTEILH - DB

- ▶ Started the first eight games of the season at free safety.
- ▶ Missed final four games with an injury.
- ▶ Forced fumble vs. Northern Colorado.
- ▶ Picked off passes at Idaho and vs. New Mexico State.

CAREER HIGHS

Tackles: 6 at San Jose State, 10/12/07
TFL: 1.0 vs. New Mexico State, 10/27/07
Sacks: None
INT: 1, 2x, last vs. New Mexico State, 10/27/07

CAREER TOTALS

Season	GP	UA	AST	TOT	TFL	FF	FR	SK	INT
2004	6	0	0	0	0.0	0	0	0	0
2005	9	7	6	13	1.0	0	0	0	0
2007	8	9	10	19	1.5	1	0	0	2
TOTAL	24	16	16	32	2.5	1	0	0	2



#43 BRAD KALILIMOKU - LB

- ▶ Played in all 12 games, making 10 starts.
- ▶ Against Fresno State, made six stops, including 2.5 TFL and 2.5 sacks.
- ▶ Also posted a 10-tackle game against Wisconsin in '05.

CAREER HIGHS

Tackles: 10, 2x last vs. Northern Colorado, 9/1/07
TFL: 2.5, vs. Fresno State, 11/10/07
Sacks: 2.5, vs. Fresno State, 11/10/07
INT: None

CAREER TOTALS

Season	GP	UA	AST	TOT	TFL	FF	FR	SK	INT
2004	12	16	13	29	1.0	1	0	0	0
2005	12	39	32	71	5.0	0	2	0.5	0
2006	13	19	15	34	5.5	0	0	2.0	0
2007	12	33	13	46	8.5	0	0	3.0	0
TOTAL	49	107	73	180	20.0	1	2	5.5	0



#48 DAVID FARMER - RB

- ▶ Played in all 12 games, making six start, including five of the last six games.
- ▶ Mainly used as a blocking back.
- ▶ Had two catches for 29 yards against Fresno State, both season highs in '07.
- ▶ Only TD in 2007 was a 20-yard reception vs. Utah State.

CAREER HIGHS RUSHING

Attempts: 4, vs. Boise State, 11/23/07
Yards: 16 vs. USC, 9/3/05
TDs: 1, 2x, last at Utah State, 11/4/06


RECEIVING

Receptions: 7 vs. New Mexico State, 10/15/05
Yards: 52 vs. New Mexico State, 10/15/05
TDs: 1, 2x, last vs. Utah State, 10/6/07

CAREER TOTALS

RUSHING	G	Att	Yds	TD	Lg	Avg/C	Avg/G
2005	11	12	49	1	11	4.1	4.5
2006	13	7	30	1	15	4.3	2.3
2007	12	13	41	0	14	3.2	3.4
TOTAL	36	32	120	2	15	3.8	3.3

RECEIVING	G	Rec	Yds	TD	Lg	Rec/G	Avg/C	Avg/G
2005	11	11	71	1	14	1.0	6.5	6.5
2006	13	4	12	0	10	0.3	3.0	0.9
2007	12	7	78	1	20	0.6	11.1	6.5
TOTAL	36	22	161	2	20	0.6	7.3	4.5




#49 TIM GRASSO - P

- ▶ Punted 32 times for a 40.2 average.
- ▶ Had six punts of 50+ yard, including three of 51.
- ▶ Recorded 10 punts inside the opponent's 20 yardline with only one touchback.

CAREER HIGHS

Punts: 4, 3x, last at Nevada, 11/16/07
Average: 51.0 at Louisiana Tech, 9/8/07
Long: 51, 3x, last vs. Washington, 12/1/07
Inside 20: 2, 3x, last at Nevada, 11/16/07



#52 RUSTIN SAOLE - LB

- ▶ Backup linebacker, who plays on special teams units.
- ▶ Appeared in 10 games, missing Fresno State and Nevada.
- ▶ Had a season-high three tackles at Idaho.

CAREER HIGHS

Tackles: 5, 2x, last vs. Idaho, 10/28/06
TFL: 1.0 vs. USC, 9/3/05
Sacks: None
INT: None

CAREER TOTALS

Season	GP	UA	AST	TOT	TFL	FF	FR	SK	INT
2005	11	7	1	8	1.0	0	0	0	0
2006	14	16	1	17	0.0	0	0	0	0
2007	10	6	5	11	0.0	0	0	0	0
TOTAL	35	29	7	36	1.0	0	0	0	0



#53 BLAZE SOARES - LB

- ▶ Backup linebacker, who plays on special teams units.
- ▶ Appeared in the final eight games after missing the first four.
- ▶ In WAC title game vs. Boise State, had a career-high seven tackles, including a sack and three TFL totaling negative 11 yards.

CAREER HIGHS

Tackles: 7, vs. Boise State, 11/23/07
TFL: 1.0, 5x last at Nevada, 11/16/07
Sacks: 1.0, 3x, last vs. Boise State, 11/23/07
INT: None

CAREER TOTALS

Season	GP	UA	AST	TOT	TFL	FF	FR	SK	INT
2006	12	14	0	14	3.0	1	0	2.0	0
2007	8	15	7	22	6.0	0	0	2.0	0
TOTAL	20	29	7	36	9.0	1	0	4.0	0



#54 AMANI PURCELL - DL

- ▶ Played in all 12 games, making 11 starts. Did not start vs. Boise State.
- ▶ Recorded a career-high 27 tackles on the season.
- ▶ Totalled a career-high five tackles (3 solo) vs. Fresno State.

CAREER HIGHS

Tackles: 5 vs. Fresno State, 11/10/07
TFL: 2.0 at Idaho, 9/29/07
Sacks: 1.0, 3x, last at Idaho, 9/29/07
INT: None

CAREER TOTALS

Season	GP	UA	AST	TOT	TFL	FF	FR	SK	INT
2006	9	6	5	11	1.0	0	0	1.0	0
2007	12	11	16	27	5.0	1	0	3.0	0
TOTAL	21	17	21	38	6.0	1	0	4.0	0



#58 JOHN FONOTI - DL

- ▶ Missed the first two games of the season, played in final 10.
- ▶ Recorded a career-high five tackles vs. New Mexico State (all solo).
- ▶ Posted a 12-yard sack vs. Boise State.

CAREER HIGHS

Tackles: 5 vs. New Mexico State, 10/27/07
TFL: 1.0, 3x last vs. Boise State, 11/23/07
Sacks: 1.0, 3x last vs. Boise State, 11/23/07
INT: None

CAREER TOTALS

Season	GP	UA	AST	TOT	TFL	FF	FR	SK	INT
2005	9	5	2	7	0.0	0	0	0	0
2007	10	16	7	23	3.5	2	0	3.0	0
TOTAL	19	21	9	30	3.5	2	0	3.0	0



#85 AARON BAIN - WR

- ▶ Appeared in eight games, starting only game at Nevada.
- ▶ Had a career game against Charleston Southern recording three catches for 41 yards and a TD.

CAREER HIGHS

Receptions: 3 vs. Charleston Southern, 9/22/07

Yards: 41 vs. Charleston Southern, 9/22/07

TDs: 1, 3x, last vs. Charleston Southern, 9/22/07

CAREER TOTALS

Season	GP	Rec	Yards	TD	Lg	R/G	Y/R	Y/G
2005	8	5	88	2	32	0.6	17.6	11.0
2006	9	7	69	0	26	0.8	9.9	7.7
2007	8	5	73	1	32	0.6	14.6	9.1
TOTAL	25	17	230	3	32	0.7	13.5	9.2



#89 MALCOLM LANE - WR

- ▶ Backup linebacker, who plays on special teams units.
- ▶ Appeared in all 12 games, starting against Charleston Southern and Idaho.
- ▶ In a two-game stretch against Charleston Southern and Idaho, made nine catches for 124 yards and a TD.
- ▶ Had one reception, an 81-yard TD, at UNLV.

CAREER HIGHS RECEIVING

Receptions: 5 at Idaho, 9/29/07

Yards: 81 at UNLV, 9/15/07

TDs: 1, 2x, last at Idaho, 9/29/07

KICKOFF RETURN

Returns: 5, vs. Fresno State, 11/10/07

Yards: 124 vs. Utah State, 10/6/07

TDs: 1, 2x last vs. Utah State, 10/6/07

CAREER TOTALS

RECEIVING	GP	Rec	Yards	TD	Lg	R/G	Y/R	Y/G
2006	11	3	120	0	58	0.3	40.0	10.9
2007	12	14	270	2	81	1.2	19.3	22.5
TOTAL	23	17	390	2	81	0.7	22.9	17.0



#92 ROCKY SAVAIIGAEA - DL

- ▶ Appeared in all 12 games off the bench.
- ▶ Recorded only three tackles on the season, one each against No. Colorado, Idaho and Boise State.

CAREER HIGHS

Tackles: 2, 2x, last vs. Idaho, 10/28/06

TFL: 1.0 vs. Idaho, 10/28/06

Sacks: None

INT: None

CAREER TOTALS

Season	GP	UA	AST	TOT	TFL	FF	FR	SK	INT
2006	9	6	0	6	2.0	1	0	0	0
2007	12	2	1	3	0.5	1	0	0.5	0
TOTAL	21	8	1	9	2.5	2	0	0.5	0



#93 KEALA WATSON - DL

- ▶ Appeared in all 12 games, making starts vs. Utah State and Boise State.
- ▶ Totalled 1.5 TFL over last three games.

CAREER HIGHS

Tackles: 4, 2x last vs. Washington, 12/1/07

TFL: 1.0 at Nevada, 11/16/07

Sacks: None

INT: None

CAREER TOTALS

Season	GP	UA	AST	TOT	TFL	FF	FR	SK	INT
2004	2	1	1	2	0.5	0	0	0	0
2005	10	2	5	7	0.0	0	0	0	0
2006	12	3	4	7	0.5	0	0	0	0
2007	12	12	4	16	1.5	2	1	0	0
TOTAL	36	18	14	32	2.5	2	1	0	0



#94 DAVID VEIKUNE - DL

2007 ALL-WAC First Team

- ▶ Appeared in all 12 games, making one start against Boise State.
- ▶ Led the WAC with 7.0 sacks.

CAREER HIGHS

Tackles: 5, 2x last at Nevada, 11/16/07

TFL: 3.0 vs. Charleston Southern, 9/22/07

Sacks: 2.0 vs. Charleston Southern, 9/22/07

INT: None

CAREER TOTALS

Season	GP	UA	AST	TOT	TFL	FF	FR	SK	INT
2006	14	9	2	11	3.0	0	0	2.0	0
2007	12	21	12	33	8.5	0	0	7.0	0
TOTAL	26	30	14	44	11.5	0	0	9.0	0



#99 JOSHUA LEONARD - DL

- ▶ Appeared in all 12 games off the bench.
- ▶ Had a career-high three tackles against Charleston Southern and Utah State.

CAREER HIGHS

Tackles: 3, 2x, last vs. Utah State, 10/6/07

TFL: 2.0 vs. Charleston Southern, 9/22/07

Sacks: 2.0 vs. Charleston Southern, 9/22/07

INT: None



#96 FALE LAELI - DL

- ▶ Appeared in all 12 games, starting the first 10.
- ▶ Recorded four TFL in two-game stretch vs. SJSU and NMSU for minus 17 yards.

CAREER HIGHS

Tackles: 6 vs. Fresno State, 11/10/07
TFL: 2.0, 2x, last vs. New Mexico State, 10/27/07
Sacks: 1, 2x, last vs. New Mexico State, 10/27/07
INT: None

CAREER TOTALS

Season	GP	UA	AST	TOT	TFL	FF	FR	SK	INT
2005	1	1	0	1	0.0	0	0	0	0
2006	7	0	2	2	0.0	0	0	0	0
2007	12	15	9	24	6.5	0	0	2.5	0
TOTAL	20	16	11	27	6.5	0	0	2.5	0



#97 SIAVE SETI - DL

- ▶ Appeared in all 12 games, making lone start against Washington.
- ▶ Posted two tackles against both Utah State and New Mexico State.

CAREER HIGHS

Tackles: 2, 2x, last vs. New Mexico State, 10/27/07
TFL: 1.0 vs. New Mexico State, 10/27/07
Sacks: None
INT: None

CAREER TOTALS

Season	GP	UA	AST	TOT	TFL	FF	FR	SK	INT
2006	4	0	0	0	0.0	0	0	0	0
2007	12	2	6	8	1.0	0	0	0	0
TOTAL	16	2	6	8	1.0	0	0	0	0



#98 FRANCIS MAKI - DL

- ▶ Played in the first eight games of the season, sitting out the last four.
- ▶ Recorded four tackles in season opener against Northern Colorado (all solo).

CAREER HIGHS

Tackles: 5 vs. Utah State, 10/6/07
TFL: 1.0, 2x, last at San Jose State, 10/12/07
Sacks: 1.0 vs. Utah State, 10/6/07
INT: None



**NCAA RECORDS (13)****RECORDS BROKEN (8)****INDIVIDUAL PASSING - Career**

Most Touchdowns: 131, Colt Brennan, 2005-

Most Touchdowns Passes in Three Seasons: 131, Colt Brennan, 2005-

Consecutive Games With 200 yards Passing: 34, Colt Brennan, 2005-

INDIVIDUAL RECEIVING - Career

Most Games With a TD Reception: 29, Davone Bess, 2005-

INDIVIDUAL TOTAL OFFENSE - Career

Most Touchdowns Responsible For: 146, Colt Brennan, 2005-

Most Touchdowns Responsible For in Three Seasons: 146, Colt Brennan, 2005-

Most Points Responsible For: 886, Colt Brennan, 2005-

Most Points Responsible For in Three Seasons: 886, Colt Brennan, 2005-

RECORDS TIED (5)**INDIVIDUAL RECEIVING - Season**

Two or More Players Gaining 1,000 Yards Receiving: Davone Bess, Ryan Grice-Mullen, 2007

Three or More Players Catching 60 Passes or More: Davone Bess, Ryan Grice-Mullen, Jason Rivers, 2007

INDIVIDUAL RECEIVING - Career

Most 1,000-Yard Receiving Seasons: 3, Davone Bess, 2005-

INDIVIDUAL PASSING - Career

Most Touchdown Passes, Same Passer and Receiver: 39, Colt Brennan to Davone Bess, 2005-

INDIVIDUAL TOTAL OFFENSE - Career

Most Seasons Gaining 2,500 Yards or More: 3, Colt Brennan, 2005-

WAC RECORDS (14)**RECORDS BROKEN (12)****INDIVIDUAL PASSING - Game**

Attempts: 75 by Colt Brennan, Oct. 12, 2007

INDIVIDUAL PASSING - Career

Most Touchdowns: 131, Colt Brennan, 2005-

Most Yards Gained Against One Opponent (Per Game): 423.3, Colt Brennan vs. New Mexico State (2005-07)

TEAM PASSING - Season

Most 100-Yard Receiving Games: 22, 2007

INDIVIDUAL RECEIVING - Career

Most Receptions: 286 by Davone Bess, 2005-

Most Consecutive Games With a Reception: 49, Jason Rivers, 2003-04, '06-07

Most Games With a TD Reception: 29, Davone Bess, 2005-

INDIVIDUAL TOTAL OFFENSE - Game

Most Plays: 90 by Colt Brennan, Oct. 12, 2007

INDIVIDUAL TOTAL OFFENSE - Career

Most Consecutive Games Gaining 300 Yards or More: 23, Colt Brennan, 2005-

Most Games Gaining 400 Yards or More: 22, Colt Brennan, 2005-

Most Touchdowns Responsible For in Career: 146, Colt Brennan, 2005-

Most Points Responsible For in Career: 886, Colt Brennan, 2005-

RECORDS TIED (2)**INDIVIDUAL RECEIVING - Season**

Two or More Players Gaining 1,000 Yards Receiving: Davone Bess, Ryan Grice-Mullen, 2007

Three or More Players Catching 60 Passes or More: Davone Bess, Ryan Grice-Mullen, Jason Rivers, 2007

SCHOOL RECORDS (38)**RECORDS BROKEN (31)****INDIVIDUAL PASSING - Game**

Completions In A Quarter: 19 (1st) by Colt Brennan, Sept. 1, 2007

Completions In A Half: 34 (1st) by Colt Brennan, Sept. 1, 2007

Completions In A Game: 44 by Colt Brennan, Oct. 12, 2007

Attempts In A Game: 75 by Colt Brennan, Oct. 12, 2007

Yards In A Half: 416 (1st) by Colt Brennan, Sept. 1, 2007

Consecutive Completions In A Game: 20 by Colt Brennan, Dec. 1, 2007

TEAM PASSING - Game

Attempts In A Game: 75 at San Jose State, Oct. 12, 2007

Completions In A Game: 44 at San Jose State, Oct. 12, 2007

TEAM Passing - Season

Most 100-Yard Receiving Games: 22, Ryan Grice-Mullen (7), Davone Bess (6), Jason Rivers (5), C.J. Hawthorne (4)

INDIVIDUAL PASSING - Career

Touchdowns Passing: 131, Colt Brennan, 2005-07

Touchdowns With Same Passer and Receiver: 39, Colt Brennan to Davone Bess, 2005-07

Most Touchdowns Responsible For: 146, Colt Brennan (15 rushing, 131 passing)

Point Responsible For:

886, Colt Brennan (131 passing TD, 15 rushing TD, 5 2-pt. conv)

INDIVIDUAL TOTAL OFFENSE - Game

Plays: 90, Colt Brennan, Oct. 12, 2007

TEAM TOTAL OFFENSE - Game

Most First Downs By Passing: 27, Sept. 1, 2007, Oct. 12, 2007

INDIVIDUAL TOTAL OFFENSE - Career

Most TDs Responsible For: 146, Colt Brennan (15 rush, 131 pass), 2005-

Most Points Responsible For: 886, Colt Brennan, 2005-

INDIVIDUAL RECEIVING - Game

Receptions: 15 by Davone Bess, Nov. 23, 2007

INDIVIDUAL RECEIVING - Career

Receptions: 286, Davone Bess, 2005-

Receiving Yards: 3,814, Jason Rivers, 2003-04, '06-07

Touchdowns: 41, Davone Bess, 2005-07

Consecutive Games Catching a Pass: 49, Jason Rivers, 2003-04, '06-07

INDIVIDUAL KICKING - Season

PATs Attempted: 73, Dan Kelly, 2007

PATs Made: 69, Dan Kelly, 2007

Consecutive Extra Points Made: 55, Dan Kelly, 2007

TEAM KICKING - Season

Consecutive Extra Points Made: 55, 2007

INDIVIDUAL MISCELLANEOUS - Career

Most Touchdowns: 41, Davone Bess, 2005-

TEAM MISCELLANEOUS - Season

Victories in Two Consecutive Seasons: 23, 2006-07

Consecutive Victories: 13, 2006-07

WAC Victories: 8, 2007

Consecutive WAC Victories: 15, 2006-07

RECORDS TIED (7)**INDIVIDUAL PASSING - Game**

Touchdowns In A Quarter: 4 (1st) by Colt Brennan, Sept. 1, 2007

Touchdowns In A Half: 6 (1st) by Colt Brennan, Sept. 1, 2007

Interceptions: 5 by Colt Brennan, Sept. 29, 2007

INDIVIDUAL PASSING - Career

Consecutive Games Gaining 300-Yards or More: 14, Colt Brennan, 2006-07

TEAM DEFENSE - Season

Most Points Scored By the Defense: 32, 2007

Most Touchdowns Scored By the Defense: 5, 2007

TEAM MISCELLANEOUS - Season

Most Victories: 12, 2007



RECORD	OVERALL	HOME	AWAY	NEUTRAL
ALL GAMES	12-0	7-0	5-0	0-0
CONFERENCE	8-0	4-0	4-0	0-0
NON-CONFERENCE	4-0	3-0	1-0	0-0

DATE	OPPONENT	W/L	SCORE	ATTEND
Sept. 1, 2007	NORTHERN COLORADO	W	63-6	40,252
Sept. 8, 2007	at Louisiana Tech*	W OT	45-44	22,135
Sept. 15, 2007	at UNLV	W	49-14	38,125
Sept. 22, 2007	CHARLESTON SOUTHERN	W	66-10	37,723
Sept 29, 2007	at Idaho*	W	48-20	13,807
Oct. 6, 2007	UTAH STATE*	W	52-37	36,360
Oct. 12, 2007	at San Jose State*	W OT	42-35	20,473
Oct. 27, 2007	NEW MEXICO STATE*	W	50-13	41,218
Nov. 10, 2007	FRESNO STATE*	W	37-30	49,047
Nov. 16, 2007	at Nevada*	W	28-26	22,437
Nov. 23, 2007	BOISE STATE*	W	39-27	50,000
Dec. 1, 2007	WASHINGTON	W	35-28	50,000
Jan. 1, 2008	vs. Georgia (Sugar Bowl)			

TEAM STATISTICS	HAWAII	OPPONENTS
FIRST DOWNS	327	243
Rushing	53	95
Passing	252	129
Penalty	22	19
RUSHING YARDAGE	949	1580
Yards gained rushing	1183	1999
Yards lost rushing	234	419
Rushing Attempts	261	460
Average Per Rush	3.6	3.4
Average Per Game	79.1	131.7
TDs Rushing	16	17
PASSING YARDAGE	5402	2607
Att-Comp-Int	606-424-19	427-245-19
Average Per Pass	8.9	6.1
Average Per Catch	12.7	10.6
Average Per Game	450.2	217.2
TDs Passing	50	15
TOTAL OFFENSE	6351	4187
Total Plays	867	887
Average Per Play	7.3	4.7
Average Per Game	529.2	348.9
KICK RETURNS: #-YARDS	54-1307	85-1972
PUNT RETURNS: #-YARDS	22-303	14-250
INT RETURNS: #-YARDS	18-421	19-227
FUMBLES-LOST	27-10	25-9
PENALTIES-YARDS	80-771	74-627
PUNTS-AVG	32-40.2	68-40.8
TIME OF POSSESSION/GAME	27:47	32:21
3RD-DOWN CONVERSIONS	68/141	53/185
4TH-DOWN CONVERSIONS	9/18	18/30

SCORE BY QUARTERS	1st	2nd	3rd	4th	OT	Total
Hawaii	129	171	138	102	14	554
Opponents	80	62	75	67	6	290

RUSHING	GP	Att	Gain	Loss	Net	Avg	TD	Long	Avg/G
Kealoha Pilaes	10	61	373	11	362	5.9	3	29	36.2
Leon Wright-Jackson	9	33	225	6	219	6.6	2	47	24.3
Daniel Libre	3	22	192	9	183	8.3	0	44	61.0
Colt Brennan	11	73	177	112	65	0.9	8	12	5.9
Inoke Funaki	5	11	71	12	59	5.4	0	20	11.8
David Farmer	12	13	43	2	41	3.2	0	14	3.4
Jason Laumoli	5	5	21	2	19	3.8	0	15	3.8
Tyler Graunke	7	21	61	50	11	0.5	3	20	1.6
Mario Cox	5	4	10	1	9	2.2	0	6	1.8
Alonzo Chopp	2	3	5	2	3	1.0	0	5	1.5
Ryan Grice-Mullen	12	2	5	3	2	1.0	0	5	0.2
Desmond Thomas	12	1	0	3	-3	-3.0	0	0	-0.2
TEAM	11	12	0	21	-21	-1.8	0	0	-1.9
Total.....	12	261	1183	234	949	3.6	16	47	79.1
Opponents.....	12	460	1999	419	1580	3.4	17	50	131.7

PASSING	G	Effic	Att-Cmp-Int	Pct	Yds	TD	Lng	Avg/G
Colt Brennan	11	166.32	337-472-14	71.4	4174	38	67	379.5
Tyler Graunke	7	159.68	77-118-5	65.3	1092	9	81	156.0
Inoke Funaki	5	208.83	10-15-0	66.7	136	3	32	27.2
TEAM	11	0.00	0-1-0	0.0	0	0	0	0.0
Total.....	12	165.80	424-606-19	70.0	5402	50	81	450.2
Opponents.....	12	111.36	245-427-19	57.4	2607	15	77	217.2

RECEIVING	G	No.	Yds	Avg	TD	Long	Avg/G
Davone Bess	12	101	1213	12.0	12	48	101.1
Ryan Grice-Mullen	12	100	1335	13.4	12	64	111.2
Jason Rivers	11	82	1069	13.0	13	72	97.2
C.J. Hawthorne	12	57	786	13.8	6	53	65.5
Kealoha Pilaes	10	24	241	10.0	1	41	24.1
Leon Wright-Jackson	9	16	146	9.1	0	26	16.2
Malcolm Lane	12	14	270	19.3	2	81	22.5
David Farmer	12	7	78	11.1	1	20	6.5
Daniel Libre	3	6	61	10.2	0	17	20.3
Aaron Bain	8	5	73	14.6	1	32	9.1
Michael Washington	8	3	51	17.0	1	19	6.4
Greg Salas	6	3	35	11.7	1	24	5.8
Alonzo Chopp	2	2	21	10.5	0	13	10.5
Mario Cox	5	2	15	7.5	0	10	3.0
Medeiros, J.	1	1	7	7.0	0	7	7.0
Tyler Graunke	7	1	1	1.0	0	1	0.1
Total.....	12	424	5402	12.7	50	81	450.2
Opponents.....	12	245	2607	10.6	15	77	217.2

FIELD GOALS	FGM-FGA	Pct	01-19	20-29	30-39	40-49	50-99	Lg	Blk
Dan Kelly	11-16	68.8	0-0	5-5	1-1	3-8	2-2	54	1

|----- PATS -----|

SCORING	TD	FGs	Kick	Rush	Rcv	Pass	DXP	Saf	Points
Dan Kelly	0	11-16	69-73	0-0	0	0-0	0	0	102
Jason Rivers	13	0-0	0-0	0-0	0	0-0	0	0	78
Ryan Grice-Mullen	12	0-0	0-0	0-0	0	0-0	0	0	72
Davone Bess	12	0-0	0-0	0-0	0	0-0	0	0	72
Colt Brennan	8	0-0	0-0	0-0	0	0-1	0	0	48
C.J. Hawthorne	6	0-0	0-0	0-0	0	0-0	0	0	36
Malcolm Lane	4	0-0	0-0	0-0	0	0-0	0	0	24
Kealoha Pilaes	4	0-0	0-0	0-0	0	0-0	0	0	24
Tyler Graunke	3	0-0	0-0	0-0	0	0-1	0	0	18
Adam Leonard	2	0-0	0-0	0-0	0	0-0	0	0	12
Leon Wright-Jackson	2	0-0	0-0	0-0	0	0-0	0	0	12
Ryan Mouton	2	0-0	0-0	0-0	0	0-0	0	0	12
Michael Washington	2	0-0	0-0	0-0	0	0-0	0	0	12
Myron Newberry	1	0-0	0-0	0-0	0	0-0	0	0	6
Greg Salas	1	0-0	0-0	0-0	0	0-0	0	0	6
Aaron Bain	1	0-0	0-0	0-0	0	0-0	0	0	6
David Farmer	1	0-0	0-0	0-0	0	0-0	0	0	6
JoPierre Davis	1	0-0	0-0	0-0	0	0-0	0	0	6
David Veikune	0	0-0	0-0	0-0	0	0-0	0	1	2
Total.....	75	11-16	69-73	0-0	0	0-2	0	1	554
Opponents.....	36	14-19	32-34	0-0	0	0-2	0	0	290

INTERCEPTIONS	No.	Yds	Avg	TD	Long
Adam Leonard	4	117	29.2	2	40
Myron Newberry	4	98	24.5	1	76
Jacob Patek	2	17	8.5	0	17
Gerard Lewis	2	33	16.5	0	33
Ryan Mouton	2	59	29.5	1	40
Keao Monteilh	2	13	6.5	0	13
Desmond Thomas	1	27	27.0	0	27
JoPierre Davis	1	57	57.0	1	57
Total.....	18	421	23.4	5	76
Opponents.....	19	227	11.9	1	69

PUNTING	No.	Yds	Avg	Long	TB	FC	I20	Blkd
Tim Grasso	32	1288	40.2	51	1	9	10	0
Total.....	32	1288	40.2	51	1	9	10	0
Opponents.....	68	2774	40.8	71	4	11	25	0



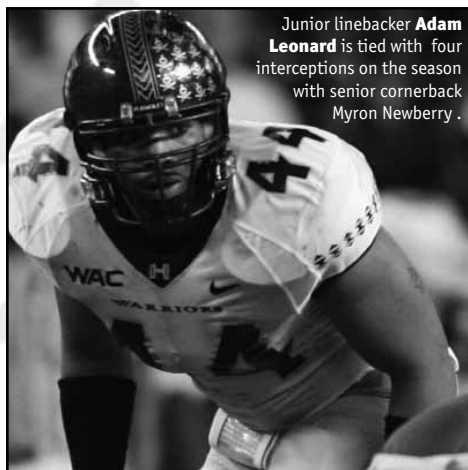
2007 STATISTICS

PUNT RETURNS	No.	Yds	Avg.	TD	Long
Davone Bess	16	169	10.6	0	19
Michael Washington	4	102	25.5	1	80
<u>Myron Newberry</u>	2	32	16.0	0	29
Total.....	22	303	13.8	1	80
Opponents.....	14	250	17.9	1	84

KICK RETURNS	No.	Yds	Avg	TD	Long
Malcolm Lane	21	637	30.3	2	94
Ryan Mouton	11	332	30.2	1	90
Michael Washington	9	137	15.2	0	28
Keenan Jones	6	126	21.0	0	27
Brashton Satele	3	41	13.7	0	21
Timo Paepule	1	14	14.0	0	14
Spencer Smith	1	10	10.0	0	10
Tyson Kafentzis	1	10	10.0	0	10
<u>Erik Robinson</u>	1	0	0.0	0	0
Total.....	54	1307	24.2	3	94
Opponents.....	85	1972	23.2	2	100

TOTAL OFFENSE	G	Plays	Rush	Pass	Total	Avg/G
Colt Brennan	11	545	65	4174	4239	385.4
Tyler Graunke	7	139	11	1092	1103	157.6
Kealoha Pilaes	10	61	362	0	362	36.2
Leon Wright-Jackson	9	33	219	0	219	24.3
Inoke Funaki	5	26	59	136	195	39.0
Daniel Libre	3	22	183	0	183	61.0
David Farmer	12	13	41	0	41	3.4
Jason Laumoli	5	5	19	0	19	3.8
Mario Cox	5	4	9	0	9	1.8
Alonzo Chopp	2	3	3	0	3	1.5
<u>Ryan Grice-Mullen</u>	12	2	2	0	2	0.2
Total.....	12	867	949	5402	6351	529.2
Opponents.....	12	887	1580	2607	4187	348.9

ALL PURPOSE	G	Rush	Rec	PR	KOR	IR	Tot	Avg
Davone Bess	12	0	1213	169	0	0	1382	115.2
Ryan Grice-Mullen	12	2	1335	0	0	0	1337	111.4
Jason Rivers	11	0	1069	0	0	0	1069	97.2
Malcolm Lane	12	0	270	0	637	0	907	75.6
C.J. Hawthorne	12	0	786	0	0	0	786	65.5
Kealoha Pilaes	10	362	241	0	0	0	603	60.3
Ryan Mouton	10	0	0	0	332	59	391	39.1
Leon Wright-Jackson	9	219	146	0	0	0	365	40.6
Michael Washington	8	0	51	102	137	0	290	36.2
Daniel Libre	3	183	61	0	0	0	244	81.3
Myron Newberry	12	0	0	32	0	98	130	10.8
Keenan Jones	10	0	0	0	126	0	126	12.6
David Farmer	12	41	78	0	0	0	119	9.9
Adam Leonard	12	0	0	0	0	117	117	9.8
Aaron Bain	8	0	73	0	0	0	73	9.1
Colt Brennan	11	65	0	0	0	0	65	5.9
Inoke Funaki	5	59	0	0	0	0	59	11.8
JoPierre Davis	10	0	0	0	0	57	57	5.7
Brashton Satele	11	0	0	0	41	0	41	3.7
Greg Salas	6	0	35	0	0	0	35	5.8
Gerard Lewis	12	0	0	0	0	33	33	2.8
Alonzo Chopp	2	3	21	0	0	0	24	12.0
Mario Cox	5	9	15	0	0	0	24	4.8
Desmond Thomas	12	-3	0	0	0	27	24	2.0
Jason Laumoli	5	19	0	0	0	0	19	3.8
Jacob Patek	12	0	0	0	0	17	17	1.4
Timo Paepule	12	0	0	0	14	0	14	1.2
Keao Monteilh	8	0	0	0	0	13	13	1.6
Tyler Graunke	7	11	1	0	0	0	12	1.7
Spencer Smith	9	0	0	0	10	0	10	1.1
Tyson Kafentzis	9	0	0	0	10	0	10	1.1
<u>Medeiros, J.</u>	1	0	7	0	0	0	7	7.0
Total.....	12	949	5402	303	1307	421	8382	698.5
Opponents.....	12	1580	2607	250	1972	227	6636	553.0



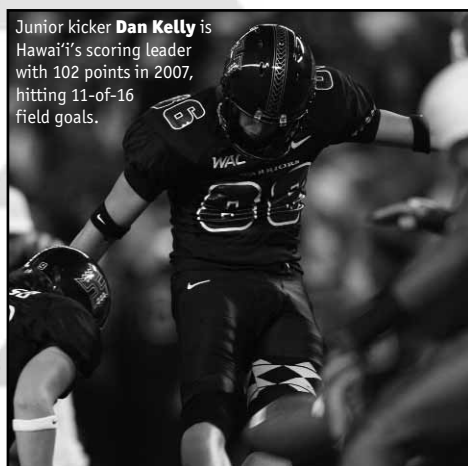
Junior linebacker **Adam Leonard** is tied with four interceptions on the season with senior cornerback Myron Newberry.




Sophomore **Malcolm Lane** returned two kick-offs for touchdowns. The first was against Northern Colorado that covered 94 yards.



Freshman running back **Kealoha Pilaes** leads the Warriors with 373 rushing yards.



Junior kicker **Dan Kelly** is Hawaii's scoring leader with 102 points in 2007, hitting 11-of-16 field goals.



Junior wide receiver **Davone Bess** averaged 115.2 yards a game in all-purpose yards. He accumulated 1,382 yards on the year.



Senior signal caller **Colt Brennan** started in 10 games and racked up 4,239 yards in total offense. In his three-year career, Brennan has amassed 14,407 yards in total offense.



DEFENSIVE LEADERS	GP-GS	[-----TACKLES-----]				[--SACKS--]	[-----PASS DEF-----]			[--FUMBLES--]		BLKD	
		SOLO	AST	TOTAL	TFL/YDS	NO-YARDS	INT-YDS	BRUP	QBH	RCV-YDS	FF	KICK	SAF
17 Solomon Elimimian	12-12	65	67	132	11.0-35	1.5-18	.	3	2
44 Adam Leonard	12-12	50	50	100	11.5-44	2.0-21	4-117	4	6	1-0	1	.	.
31 Jacob Patek	12-12	31	37	68	5.5-35	2.0-22	2-17	3	4	1-9	1	.	.
24 Desmond Thomas	12-6	37	19	56	2.5-4	.	1-27	4
3 Myron Newberry	12-12	31	20	51	1.0-7	1.0-7	4-98	8	.	1--5	.	.	.
23 Gerard Lewis	12-12	36	12	48	1.0-3	.	2-33	4	.	1-0	.	.	.
43 Brad Kalilimoku	12-10	33	13	46	8.5-34	3.0-18	.	2	2
12 Karl Noa	12-12	19	20	39	8.5-46	4.5-34	.	2	5	.	1	.	.
94 David Veikune	12-1	21	12	33	8.5-21	7.0-19	.	.	1	.	.	.	1
54 Amani Purcell	12-11	11	16	27	5.0-22	3.0-18	.	2	5	.	1	.	.
96 Fale Laeli	12-10	15	9	24	6.5-25	2.5-17	.	.	3
27 Ryan Mouton	10-0	16	8	24	3.0-30	1.0-4	2-59	7	1	.	1	.	.
58 John Fonoti	10-0	16	7	23	3.5-27	3.0-26	.	2	1	.	2	.	.
53 Blaze Soares	8-0	15	7	22	6.0-25	2.0-11	.	.	3
10 Timo Paepule	12-0	16	5	21	2.5-7	.	.	1	1	.	1	.	.
67 Michael Lafaele	11-11	12	8	20	3.5-8	0.5-4	.	.	.	1-0	1	.	.
35 Keao Monteilh	8-8	9	10	19	1.5-3	.	2-13	3	.	.	1	.	.
98 Francis Maka	8-0	12	5	17	2.0-8	1.0-1	.	.	1
93 Keala Watson	12-2	12	4	16	1.5-4	.	.	1	1	1-0	2	.	.
18 Guyton Galdeira	12-0	9	4	13	1.0-2
99 Joshua Leonard	12-0	8	4	12	2.5-10	2.5-10	.	.	3	3-0	.	1	.
52 Rustin Saole	10-0	6	5	11
19 Erik Robinson	8-0	9	1	10	1
26 Micah Lau	11-0	10	.	10	2.0-18	1.0-13
16 JoPierre Davis	10-0	6	2	8	.	.	1-57
97 Siave Seti	12-1	2	6	8	1.0-5	.	.	1	2
9 Ryan Keomaka	9-0	5	2	7
2 C.J. Hawthorne	12-12	6	1	7
4A Spencer Smith	9-0	7	.	7
33 C.J. Allen-Jones	6-0	5	2	7	1.0-2
29 Keenan Jones	10-0	6	.	6	1	.
30 Dane Porlas	12-0	4	2	6
86 Dan Kelly	12-0	5	1	6
13 Brashton Satele	11-0	3	2	5
59 R.J. Kiesel-Kauhane	12-0	4	1	5	.	.	.	1
28 Erik Pedersen	7-0	2	2	4
48 David Farmer	12-6	2	1	3
1 Ryan Grice-Mullen	12-12	3	.	3
92 Rocky Savaiigaea	12-0	2	1	3	0.5-3	0.5-3	.	.	1	.	1	.	.
45 Jason Laumoli	5-0	2	.	2
62 Keith AhSoon	12-12	2	.	2
TM TEAM	11-0	2	.	2	1.0-4
21 Kealoha Pilares	10-1	2	.	2
8 Tyson Kafentzis	9-0	1	1	2
5A Lolotai, M	4-0	1	1	2
49 Tim Grasso	12-0	.	1	1
37 Estes, K.	1-0	.	1	1
6A Viliami Nauahi	4-0	.	1	1
80 Antwan Mahaley	1-0	1	.	1
38 Pau, Lorgon	1-0	1	.	1
34 A.J. Martinez	4-0	.	1	1
47 Joshua Rice	5-0	.	1	1
39 Calvin Roberts	8-0	1	.	1
5 Michael Washington	8-0	1	.	1
15 Colt Brennan	11-10	1	.	1
57 Jake Ingram	12-0	1
Total.....	12	576	373	949	102-432	38-246	18-421	48	44	9-4	13	2	1
Opponents.....	12	527	221	748	64.0-234	27-138	19-227	54	12	10-5	13	3	.



2007 PARTICIPATION

No	Name	GP/GS	UNCO	LaTech	UNLV	CSU	UI	USU	SJSU	NMSU	FS	UN	BSU	UW
4P	Ahmed, P.	1/-	XXX
62	AhSoon, K	12/12	START	START	START	START	START	START	START	START	START	START	START	START
2B	Alexander, K	2/-	XXX	XXX
87	Allen-Jones, C	8/-	XXX	XXX	XXX	XXX	XXX	XXX	XXX	...	XXX	...
33	Allen-Jones, CJ	6/-	XXX	...	XXX	XXX	XXX	XXX	...	XXX
85	Bain, A	8/1	XXX	XXX	XXX	XXX	XXX	XXX	START	XXX	...
7	Bess, D	12/12	START	START	START	START	START	START	START	START	START	START	START	START
15	Brennan, C	11/10	START	START	START	...	START	START	START	START	START	XXX	START	START
2A	Chopp, A.	2/-	XXX	XXX
46	Clore, V	5/-	XXX	...	XXX	XXX	XXX	XXX
3A	Cox, M	5/-	XXX	XXX	XXX	XXX	...	XXX
16	Davis, J	10/-	XXX	...	XXX	XXX	XXX	XXX	XXX	XXX	...	XXX	XXX	XXX
17	Elimimian, S	12/12	START	START	START	START	START	START	START	START	START	START	START	START
55	Estes, J	12/12	START	START	START	START	START	START	START	START	START	START	START	START
37	Estes, K.	1/-	XXX
37	Estes, Kenny	1/-	XXX
48	Farmer, D	12/6	START	XXX	XXX	XXX	XXX	XXX	START	START	START	XXX	START	START
58	Fonoti, J	10/-	XXX	XXX	XXX	XXX	XXX	XXX	XXX	XXX	XXX	XXX
38	Fruean, BJ	2/-	...	XXX	XXX
11	Funaki, I	5/-	XXX	...	XXX	XXX	...	XXX	XXX
18	Galdeira, G	12/-	XXX	XXX	XXX	XXX	XXX	XXX	XXX	XXX	XXX	XXX	XXX	XXX
20	Gibson, L	2/-	XXX	XXX
63	Ginlack, B	9/-	XXX	XXX	XXX	XXX	XXX	XXX	XXX	XXX	XXX
49	Grasso, T	12/-	XXX	XXX	XXX	XXX	XXX	XXX	XXX	XXX	XXX	XXX	XXX	XXX
6	Graunke, T	7/2	XXX	...	XXX	START	XXX	XXX	XXX	START
1	Grice-Mullen	12/12	START	START	START	START	START	START	START	START	START	START	START	START
22	Hawkins, J	1/-	XXX
2	Hawthorne, CJ	12/12	START	START	START	START	START	START	START	START	START	START	START	START
74	Ieru, R	4/-	XXX	XXX	XXX	XXX
57	Ingram, J	12/-	XXX	XXX	XXX	XXX	XXX	XXX	XXX	XXX	XXX	XXX	XXX	XXX
29	Jones, K	10/-	XXX	...	XXX	XXX	XXX	XXX	...	XXX	XXX	XXX	XXX	XXX
8	Kafentzis, T	9/-	XXX	XXX	XXX	XXX	XXX	XXX	XXX	XXX	XXX	...
43	Kalimimoku, B	12/10	START	START	XXX	START	START	START	START	XXX	START	START	START	START
86	Kelly, D	12/-	XXX	XXX	XXX	XXX	XXX	XXX	XXX	XXX	XXX	XXX	XXX	XXX
9	Keomaka, R	9/-	XXX	XXX	XXX	XXX	XXX	XXX	XXX	XXX	XXX
77	Kia, A	5/-	XXX	...	XXX	XXX	XXX	XXX
59	Kiesel-Kauhane	12/-	XXX	XXX	XXX	XXX	XXX	XXX	XXX	XXX	XXX	XXX	XXX	XXX
96	Laeli, F	12/10	START	START	START	START	START	START	START	START	START	START	XXX	XXX
67	Lafaele, M	11/11	START	START	START	START	START	...	START	START	START	START	START	START
89	Lane, M	12/2	XXX	XXX	XXX	START	START	XXX	XXX	XXX	XXX	XXX	XXX	XXX
26	Lau, M	11/-	XXX	XXX	XXX	XXX	XXX	XXX	XXX	XXX	XXX	...	XXX	XXX
45	Laumoli, J	5/-	XXX	XXX	XXX	XXX	XXX
44	Leonard, A	12/12	START	START	START	START	START	START	START	START	START	START	START	START
99	Leonard, J	12/-	XXX	XXX	XXX	XXX	XXX	XXX	XXX	XXX	XXX	XXX	XXX	XXX
50	Letuli, L	12/-	XXX	XXX	XXX	XXX	XXX	XXX	XXX	XXX	XXX	XXX	XXX	XXX
23	Lewis, G	12/12	START	START	START	START	START	START	START	START	START	START	START	START
3B	Libre, D	3/-	XXX	XXX	...	XXX
81	Linkner, D	3/-	XXX	XXX	XXX
5A	Lipp, J.	1/-	XXX
5A	Lolotai, M	4/-	XXX	...	XXX	XXX	XXX
80	Mahaley, A	1/-	XXX
98	Maka, F	8/-	XXX	XXX	XXX	XXX	XXX	XXX	XXX	XXX
34	Martinez, AJ	4/-	XXX	XXX	XXX	XXX	...
2M	Medeiros, J.	1/-	XXX
35	Monteilh, K	8/8	START	START	START	START	START	START	START	START
27	Mouton, R	10/-	XXX	XXX	XXX	XXX	XXX	XXX	XXX	XXX	XXX	XXX
6A	Nauahi, V	4/-	XXX	XXX	XXX	XXX
3	Newberry, M	12/12	START	START	START	START	START	START	START	START	START	START	START	START
12	Noa, Ka	12/12	START	START	START	START	START	START	START	START	START	START	START	START
10	Paepule, T	12/-	XXX	XXX	XXX	XXX	XXX	XXX	XXX	XXX	XXX	XXX	XXX	XXX
31	Patek, J	12/12	START	START	START	START	START	START	START	START	START	START	START	START
38	Pau, Lorgon	1/-	XXX
28	Pedersen, E	7/-	XXX	XXX	XXX	XXX	XXX	XXX	XXX
25	Perry, R	1/-	XXX
21	Pilaes, K	10/1	XXX	XXX	XXX	XXX	XXX	START	XXX	XXX	XXX	XXX
30	Porlas, D	12/-	XXX	XXX	XXX	XXX	XXX	XXX	XXX	XXX	XXX	XXX	XXX	XXX
54	Purcell, A	12/11	START	START	START	START	START	START	START	START	START	START	XXX	START
90	Purcell, E	1/-	XXX
42	Reynolds, K	3/-	XXX	XXX	XXX
47	Rice, J	5/-	XXX	...	XXX	XXX	XXX	XXX
84	Rivers, J	11/10	START	START	START	XXX	...	START	START	START	START	START	START	START
39	Roberts, C	8/-	XXX	XXX	...	XXX	XXX	...	XXX	XXX	XXX	XXX
19	Robinson, E	8/-	XXX	XXX	...	XXX	XXX	XXX	XXX	XXX	XXX
56	Russell, N	1/-	XXX
36	Salas, G	6/-	XXX	...	XXX	XXX	XXX	XXX	XXX
52	Saole, R	10/-	XXX	XXX	XXX	XXX	XXX	XXX	XXX	XXX	XXX	XXX
13	Satele, B	11/-	XXX	XXX	XXX	XXX	XXX	XXX	XXX	...	XXX	XXX	XXX	XXX
65	Satele, H	12/12	START	START	START	START	START	START	START	START	START	START	START	START
73	Sauafea, L	12/12	START	START	START	START	START	START	START	START	START	START	START	START
92	Savaiigaea, R	12/-	XXX	XXX	XXX	XXX	XXX	XXX	XXX	XXX	XXX	XXX	XXX	XXX
97	Seti, S	12/1	XXX	XXX	XXX	XXX	XXX	XXX	XXX	XXX	XXX	XXX	XXX	START
4A	Smith, S	9/-	XXX	XXX	XXX	XXX	XXX	XXX	XXX	XXX	XXX
53	Soares, B	8/-	XXX	XXX	XXX	XXX	XXX	XXX	XXX	XXX
78	Steinhoff, K	12/11	START	XXX	START	START	START	START	START	START	START	START	START	START
24	Thomas, D	12/6	XXX	XXX	START	XXX	XXX	XXX	XXX	START	START	START	START	START
51	Tuioi-Mariner	12/-	XXX	XXX	XXX	XXX	XXX	XXX	XXX	XXX	XXX	XXX	XXX	XXX
94	Veikune, D	12/1	XXX	XXX	XXX	XXX	XXX	XXX	XXX	XXX	XXX	XXX	START	XXX
5	Washington, M	8/-	XXX	...	XXX	XXX	XXX	XXX	XXX	XXX	...	XXX
93	Watson, K	12/2	XXX	XXX	XXX	XXX	XXX	START	XXX	XXX	XXX	XXX	START	XXX
4	Wright-Jackson	9/4	XXX	START	START	START	START	XXX	...	XXX	XXX	XXX



GAME-BY-GAME STARTERS

OFFENSE	X	H	LT	LG	C	RG	RT	Y	Z	QB	RB
No. Colorado	Rivers	Bess	AhSoon	Satele	Estes	Sauafea	Steinhoff	Grice-Mullen	Hawthorne	Brennan	Farmer
at Louisiana Tech	Rivers	Bess	AhSoon	Satele	Estes	Sauafea	Steinhoff	Grice-Mullen	Hawthorne	Brennan	W-Jackson
at UNLV	Rivers	Bess	AhSoon	Satele	Estes	Sauafea	Steinhoff	Grice-Mullen	Hawthorne	Brennan	W-Jackson
Charleston Southern	Lane	Bess	AhSoon	Satele	Estes	Sauafea	Steinhoff	Grice-Mullen	Hawthorne	Graunke	W-Jackson
at Idaho	Lane	Bess	AhSoon	Satele	Estes	Sauafea	Steinhoff	Grice-Mullen	Hawthorne	Brennan	W-Jackson
Utah State	Rivers	Bess	AhSoon	Satele	Estes	Sauafea	Steinhoff	Grice-Mullen	Hawthorne	Brennan	Pilares
at San Jose State	Rivers	Bess	AhSoon	Satele	Estes	Sauafea	Steinhoff	Grice-Mullen	Hawthorne	Brennan	Pilares
New Mexico State	Rivers	Bess	AhSoon	Satele	Estes	Sauafea	Steinhoff	Grice-Mullen	Hawthorne	Brennan	Farmer
Fresno State	Rivers	Bess	AhSoon	Satele	Estes	Sauafea	Steinhoff	Grice-Mullen	Hawthorne	Brennan	Farmer
at Nevada	Rivers	Bess	AhSoon	Satele	Estes	Sauafea	Steinhoff	Grice-Mullen	Hawthorne	Brennan	Bain (sb)
Boise State	Rivers	Bess	AhSoon	Satele	Estes	Sauafea	Steinhoff	Grice-Mullen	Hawthorne	Brennan	Farmer
Washington	Rivers	Bess	AhSoon	Satele	Estes	Sauafea	Steinhoff	Grice-Mullen	Hawthorne	Brennan	Farmer

DEFENSE	LE	LT	RT	RE	BUCK	MAC	STUB	CB	FS	SAM	CB
No. Colorado	A. Purcell	Laeli	Lafaele	Noa	A. Leonard	Elimimian	Kalilimoku	Newberry	Monteilh	Patek	Lewis
at Louisiana Tech	A. Purcell	Laeli	Lafaele	Noa	A. Leonard	Elimimian	Kalilimoku	Newberry	Monteilh	Patek	Lewis
at UNLV	A. Purcell	Laeli	Lafaele	Noa	A. Leonard	Elimimian	Thomas	Newberry	Monteilh	Patek	Lewis
Charleston Southern	A. Purcell	Laeli	Lafaele	Noa	A. Leonard	Elimimian	Kalilimoku	Newberry	Monteilh	Patek	Lewis
at Idaho	A. Purcell	Laeli	Lafaele	Noa	A. Leonard	Elimimian	Kalilimoku	Newberry	Monteilh	Patek	Lewis
Utah State	A. Purcell	Laeli	Watson	Noa	A. Leonard	Elimimian	Kalilimoku	Newberry	Monteilh	Patek	Lewis
at San Jose State	A. Purcell	Laeli	Lafaele	Noa	A. Leonard	Elimimian	Kalilimoku	Newberry	Monteilh	Patek	Lewis
New Mexico State	A. Purcell	Laeli	Lafaele	Noa	A. Leonard	Elimimian	Thomas	Newberry	Monteilh	Patek	Lewis
Fresno State	A. Purcell	Laeli	Lafaele	Noa	A. Leonard	Elimimian	Kalilimoku	Newberry	D. Thomas	Patek	Lewis
at Nevada	A. Purcell	Laeli	Lafaele	Noa	A. Leonard	Elimimian	Kalilimoku	Newberry	D. Thomas	Patek	Lewis
Boise State	A. Purcell	Laeli	Lafaele	Noa	A. Leonard	Elimimian	Kalilimoku	Newberry	D. Thomas	Patek	Lewis
Washington	A. Purcell	Laeli	Lafaele	Noa	A. Leonard	Elimimian	Kalilimoku	Newberry	D. Thomas	Patek	Lewis

SPECIAL TEAMS	PUNT	FG/KO	PAT	LSNAP	SSNAP	KOR	PR	HOLD
No. Colorado	Grasso	Kelly	Kelly	Ingram	Ingram	Mouton/Rivers	Bess	Grasso
at Louisiana Tech	Grasso	Kelly	Kelly	Ingram	Ingram	Mouton/Rivers	Newberry	Grasso
at UNLV	Grasso	Kelly	Kelly	Ingram	Ingram	Mouton/Rivers	Bess	Grasso
Charleston Southern	Grasso	Kelly	Kelly	Ingram	Ingram	Mouton/Washington	Bess	Grasso
at Idaho	Grasso	Kelly	Kelly	Ingram	Ingram	Mouton/Washington	Bess	Grasso
Utah State	Grasso	Kelly	Kelly	Ingram	Ingram	Lane/Washington	Bess	Grasso
at San Jose State	Grasso	Kelly	Kelly	Ingram	Ingram	Lane/Washington	Bess	Grasso
New Mexico State	Grasso	Kelly	Kelly	Ingram	Ingram	Lane/Washington	Newberry	Grasso
Fresno State	Grasso	Kelly	Kelly	Ingram	Ingram	Rivers/Lane	Newberry	Grasso
at Nevada	Grasso	Kelly	Kelly	Ingram	Ingram	Lane/Mouton	Bess	Grasso
Boise State	Grasso	Kelly	Kelly	Ingram	Ingram	Lane/Mouton	Bess	Grasso
Washington	Grasso	Kelly	Kelly	Ingram	Ingram	Lane/Mouton	Bess	Grasso

GAME-BY-GAME LEADERS

Opponent	Passing	Rushing	Receptions	Receiving Yards	Touchdowns	Tackles
No. Colorado	Brennan (416)	Brennan (23)	Grice-Mullen (9)	Grice-Mullen (130)	Bess (2)	Kalilimoku (10)
at Louisiana Tech	Brennan (548)	Wright-Jackson (53)	Rivers (14)	Rivers (176)	Grice-Mullen (2)	Elimimian (14)
at UNLV	Brennan (298)	Pilares (62)	Hawthorne (9)	Hawthorne (104)	Brennan (3)	Elimimian (14)
Charleston So.	Graunke (285)	Pilares (45)	Hawthorne, Grice-Mullen (5)	Hawthorne (91)	Hawthorne (2)	Elimimian (13)
at Idaho	Brennan (369)	Pilares (85)	Bess (12)	Bess (162)	5 w/ (1)	A. Leonard (10)
Utah State	Graunke (246)	Funaki (20)	Hawthorne (9)	Rivers (130)	7 w/ (1)	Elimimian (20)
at San Jose State	Brennan (545)	Pilares (52)	Grice-Mullen (14)	Grice-Mullen (175)	6 w/ (1)	A. Leonard (11)
New Mexico State	Brennan (425)	Pilares (47)	Grice-Mullen (13)	Grice-Mullen (195)	Grice-Mullen (3)	A. Leonard (10)
Fresno State	Brennan (396)	Wright-Jackson (65)	G-Mullen/Bess (9)	Grice-Mullen (120)	4 w/(1)	Elimimian (9)
at Nevada	Graunke (358)	Libre (40)	Bess (12)	Bess (137)	3 w/1	D. Thomas (11)
Boise State	Brennan (495)	Pilares (48)	Bess (15)	Bess (181)	Bess (2)	Elimimian (14)
Washington	Brennan (442)	Libre (82)	Rivers (14)	Rivers (167)	Rivers (4)	Elimimian (12)



RED ZONE STATISTICS

Hawai'i Inside Opponent Red-Zone

Date	Opponent	Score	Times In RZ	Times Scored	Total Pts	Rush TDs	Pass TDs	FGs Made	---- Failed to score inside RZ ----						
									FGA	Downs	Int	Fumb	Half	Game	
Sept 1	Northern Colorado..... W	63-6	5	3	21	3	0	3	0	0	1	1	0	0	0
*Sep 08	at Louisiana Tech..... W	45-44	4	4	24	3	1	2	1	0	0	0	0	0	0
Sep 15	at UNLV..... W	49-14	5	5	35	5	3	2	0	0	0	0	0	0	0
Sep 22	Charleston Southern.... W	66-10	6	6	38	5	2	3	1	0	0	0	0	0	0
*Sep 29	at University of Idaho. W	48-20	5	3	17	2	1	1	1	0	0	2	0	0	0
*Oct 6	Utah State..... W	52-37	3	3	21	3	2	1	0	0	0	0	0	0	0
*Oct 12	at San Jose State..... W	42-35	5	5	35	5	2	3	0	0	0	0	0	0	0
*Oct 27	New Mexico State..... W	50-13	5	5	30	4	0	4	1	0	0	0	0	0	0
*Nov 10	Fresno State..... W	37-30	5	4	20	2	1	1	2	0	0	1	0	0	0
*Nov 16	at Nevada..... W	28-26	3	3	17	2	1	1	1	0	0	0	0	0	0
*Nov 23	Boise State..... W	39-27	4	3	19	3	1	2	0	0	0	0	0	1	0
Dec 1	Washington..... W	35-28	4	4	28	4	0	4	0	0	0	0	0	0	0
Totals			54	48	305	41	14	27	7	0	1	4	0	1	0
48 of 54 (88.9%)															

Opponents Inside Hawai'i Red-Zone

Date	Opponent	Score	Times In RZ	Times Scored	Total Pts	Rush TDs	Pass TDs	FGs Made	---- Failed to score inside RZ ----						
									FGA	Downs	Int	Fumb	Half	Game	
Sept 1	Northern Colorado..... W	63-6	2	1	6	1	1	0	0	0	1	0	0	0	0
*Sep 08	at Louisiana Tech..... W	45-44	6	5	35	5	4	1	0	0	0	0	0	1	0
Sep 15	at UNLV..... W	49-14	3	1	7	1	0	1	0	1	1	0	0	0	0
Sep 22	Charleston Southern.... W	66-10	1	0	0	0	0	0	0	0	0	0	1	0	0
*Sep 29	at University of Idaho. W	48-20	2	1	7	1	1	0	0	0	0	1	0	0	0
*Oct 6	Utah State..... W	52-37	4	4	20	2	1	1	2	0	0	0	0	0	0
*Oct 12	at San Jose State..... W	42-35	2	2	14	2	1	1	0	0	0	0	0	0	0
*Oct 27	New Mexico State..... W	50-13	4	2	10	1	0	1	1	0	1	1	0	0	0
*Nov 10	Fresno State..... W	37-30	3	3	16	2	0	2	1	0	0	0	0	0	0
*Nov 16	at Nevada..... W	28-26	2	2	13	2	2	0	0	0	0	0	0	0	0
*Nov 23	Boise State..... W	39-27	4	3	17	2	1	1	1	0	0	1	0	0	0
Dec 1	Washington..... W	35-28	6	4	28	4	4	0	0	1	0	1	0	0	0
Totals			39	28	173	23	15	8	5	2	3	4	1	1	0
28 of 39 (71.8%)															



HAWAII GAME-BY-GAME STATISTICS

TEAM STATISTICS

		---RUSHING---				---RECEIVING---				-----PASSING-----				--KICK RET--				--PUNT RET--				tot		
Date	Opponent	No.	Yds	TD	Lg	No.	Yds	TD	Lg	Cmp	Att	Int	Yds	TD	Lg	No	Yds	TD	Lg	No	Yds	TD	Lg	off
Sept 1, 2007	NORTHERN COLORADO.....	10	37	0	20	45	540	7	30	45-	59-	2	540	7	30	1	94	1	94	2	81	1	80	577
Sep 08, 2007	at Louisiana Tech.....	20	45	2	47	43	548	4	64	43-	61-	1	548	4	64	7	139	0	29	0	0	0	0	593
Sep 15, 2007	at UNLV.....	29	96	3	11	29	396	3	81	29-	39-	0	396	3	81	3	71	0	29	3	31	0	17	492
Sep 22, 2007	CHARLESTON SOUTHERN....	26	147	2	17	28	363	5	35	28-	45-	2	363	5	35	3	149	1	90	5	56	0	20	510
Sep 29, 2007	at University of Idaho.	25	91	1	29	32	394	3	41	32-	51-	5	394	3	41	3	70	0	28	1	1	0	1	485
Oct 6, 2007	UTAH STATE.....	19	47	2	20	28	465	4	72	28-	38-	1	465	4	72	7	200	1	87	3	36	0	16	512
Oct 12, 2007	at San Jose State.....	26	56	2	12	44	545	4	39	44-	75-	4	545	4	39	6	101	0	43	3	17	0	9	601
Oct 27, 2007	NEW MEXICO STATE.....	14	67	0	16	29	425	6	42	29-	46-	1	425	6	42	3	23	0	10	1	29	0	29	492
Nov 10, 2007	FRESNO STATE.....	24	137	2	33	29	410	2	67	29-	40-	1	410	2	67	5	95	0	23	1	19	0	19	547
Nov 16, 2007	at Nevada.....	21	51	1	19	35	379	2	53	35-	49-	0	379	2	53	5	114	0	27	0	0	0	0	430
Nov 23, 2007	BOISE STATE.....	24	79	1	13	40	495	5	41	40-	53-	2	495	5	41	6	137	0	25	0	0	0	0	574
Dec 1, 2007	WASHINGTON.....	23	96	0	44	42	442	5	43	42-	50-	0	442	5	43	5	114	0	34	3	33	0	18	538
Totals.....		261	949	16	47	424	5402	50	81	424-606-	19	5402	50	81	54	1307	3	94	22	303	1	80	6351	
Opponent.....		460	1580	17	50	245	2607	15	77	245-427-	19	2607	15	77	85	1972	2	100	14	250	1	84	4187	

Games played: 12
 Avg per rush: 3.6
 Avg per catch: 12.7
 Pass efficiency: 165.80
 Kick ret avg: 24.2
 Punt ret avg: 13.8
 All purpose avg/game: 698.5
 Total offense avg/gm: 529.2

		-----TACKLES-----				-SACKS-		-FUMBLE-		Pass Blkd		-Kicks--XPTS-					
Date	Opponent	Solo	Asst	Total	TFL-Yds	No-Yds	FF	FR-Yds	Int-Yds	QBH	Brk	Kick	Att-Mad	Run	Rcv	Saf	Pts
Sep 1, 2007	NORTHERN COLORADO.....	57	6	63	8.0-40	1.0-3	2	2-0	0-0	2	5	1	9-9	0	0	0	63
Sep 08, 2007	at Louisiana Tech.....	41	58	99	6.0-35	3.0-29	1	0-0	0-0	0	6	0	6-6	0	0	0	45
Sep 15, 2007	at UNLV.....	35	39	74	7.0-23	2.0-15	0	0-0	1-40	0	3	0	7-7	0	0	0	49
Sep 22, 2007	CHARLESTON SOUTHERN....	63	19	82	11.0-41	5.0-19	0	1-9	3-96	15	6	0	9-9	0	0	0	66
Sep 29, 2007	at University of Idaho.	41	36	77	10.0-50	5.0-43	0	0-0	5-151	2	1	0	6-6	0	0	0	48
Oct 6, 2007	UTAH STATE.....	43	62	105	11.0-51	6.0-38	2	1-0	0-0	4	4	0	7-7	0	0	0	52
Oct 12, 2007	at San Jose State.....	39	40	79	11.0-36	2.0-6	1	1-0	3-28	4	3	0	6-6	0	0	0	42
Oct 27, 2007	NEW MEXICO STATE.....	60	22	82	11.0-48	3.0-24	1	0-0	3-70	4	6	0	7-5	0	0	0	50
Nov 10, 2007	FRESNO STATE.....	49	24	73	6.0-34	5.0-28	3	1--5	0-0	3	3	0	4-4	0	0	0	37
Nov 16, 2007	at Nevada.....	43	27	70	5.0-17	2.0-10	2	2-0	1-0	0	1	0	2-2	0	0	1	28
Nov 23, 2007	BOISE STATE.....	52	22	74	9.0-39	3.0-28	1	1-0	1-17	6	9	0	5-3	0	0	0	39
Dec 1, 2007	WASHINGTON.....	53	18	71	7.0-18	1.0-3	0	0-0	1-19	4	1	1	5-5	0	0	0	35
Totals.....		576	373	949	102.0-432	38.0-246	13	9-4	18-421	44	48	2	73-69	0	0	1	554
Opponent.....		527	221	748	64.0-234	27.0-138	13	10-5	19-227	12	54	3	34-32	0	0	0	290

		-----PUNTING-----										--FIELD GOALS--				-----KICKOFFS-----				
Date	Opponent	No	Yds	Avg	Long	Blkd	TB	FC	50+	I20	Att-Made	Lg	Blkd	No	Yds	Avg	TB	OB		
Sep 1, 2007	NORTHERN COLORADO.....	1	30	30.0	30	0	0	1	0	0	0-0	0	0	10	598	59.8	1	2		
Sep 08, 2007	at Louisiana Tech.....	2	102	51.0	51	0	0	0	2	1	3-1	49	1	7	453	64.7	0	0		
Sep 15, 2007	at UNLV.....	2	94	47.0	50	0	0	1	1	1	0-0	0	0	8	535	66.9	1	0		
Sep 22, 2007	CHARLESTON SOUTHERN....	3	116	38.7	49	0	0	1	0	2	1-1	28	0	11	724	65.8	1	0		
Sep 29, 2007	at University of Idaho.	3	135	45.0	50	0	0	0	1	0	2-2	39	0	8	556	69.5	1	0		
Oct 6, 2007	UTAH STATE.....	4	135	33.8	44	0	0	1	0	0	1-1	54	0	9	535	59.4	0	0		
Oct 12, 2007	at San Jose State.....	4	161	40.2	49	0	1	1	0	1	1-0	0	0	6	359	59.8	0	0		
Oct 27, 2007	NEW MEXICO STATE.....	2	70	35.0	39	0	0	2	0	2	1-1	27	0	9	591	65.7	1	0		
Nov 10, 2007	FRESNO STATE.....	3	106	35.3	41	0	0	1	0	0	3-3	50	0	7	471	67.3	0	0		
Nov 16, 2007	at Nevada.....	4	152	38.0	47	0	0	1	0	2	2-2	45	0	6	361	60.2	0	1		
Nov 23, 2007	BOISE STATE.....	2	91	45.5	51	0	0	0	1	0	0-0	0	0	7	450	64.3	0	1		
Dec 1, 2007	WASHINGTON.....	2	96	48.0	51	0	0	0	1	1	2-0	0	0	6	377	62.8	0	0		
Totals.....		32	1288	40.2	51	0	1	9	6	10	16-11	54	1	94	6010	63.9	5	4		
Opponent.....		68	2774	40.8	71	0	4	11	13	25	19-14	50	1	60	3677	61.3	6	0		



OPPONENT GAME-BY-GAME STATISTICS

OPPONENT STATISTICS

		---RUSHING---				--RECEIVING--				-----PASSING-----				--KICK RET--				--PUNT RET--				tot		
Date	Opponent	No.	Yds	TD	Lg	No.	Yds	TD	Lg	Cmp	Att	Int	Yds	TD	Lg	No	Yds	TD	Lg	No	Yds	TD	Lg	off
Sept 1, 2007	NORTHERN COLORADO.....	34	50	1	12	18	132	0	15	18-	29-	1	132	0	15	7	121	0	24	0	0	0	0	182
Sep 08, 2007	at Louisiana Tech.....	49	223	4	21	23	187	2	20	23-	36-	0	187	2	20	7	163	0	40	0	0	0	0	410
Sep 15, 2007	at UNLV.....	30	143	1	31	22	206	1	24	22-	44-	1	206	1	24	7	152	0	35	1	6	0	6	349
Sep 22, 2007	CHARLESTON SOUTHERN....	40	72	0	12	19	239	1	57	19-	41-	3	239	1	57	10	199	0	26	1	1	0	1	311
Sep 29, 2007	at University of Idaho..	34	90	1	18	19	213	1	35	19-	41-	5	213	1	35	7	168	0	33	3	60	0	30	303
Oct 6, 2007	UTAH STATE.....	44	123	1	30	21	247	2	77	21-	29-	0	247	2	77	9	268	1	100	3	19	0	8	370
Oct 12, 2007	at San Jose State.....	25	42	1	11	27	302	2	68	27-	47-	3	302	2	68	6	145	0	32	2	109	1	84	344
Oct 27, 2007	NEW MEXICO STATE.....	27	77	0	14	41	365	1	29	41-	59-	3	365	1	29	8	155	0	31	0	0	0	0	442
Nov 10, 2007	FRESNO STATE.....	44	182	0	32	15	209	3	31	15-	26-	0	209	3	31	7	245	1	98	1	0	0	0	391
Nov 16, 2007	at Nevada.....	48	216	2	20	9	134	1	45	9-	20-	1	134	1	45	5	120	0	50	0	0	0	0	350
Nov 23, 2007	BOISE STATE.....	35	101	2	50	22	231	1	19	22-	37-	1	231	1	19	6	97	0	28	2	43	0	34	332
Dec 1, 2007	WASHINGTON.....	50	261	4	44	9	142	0	49	9-	18-	1	142	0	49	6	139	0	41	1	12	0	12	403

Opponent totals.....	460	1580	17	50	245	2607	15	77	245-427-	19	2607	15	77	85	1972	2	100	14	250	1	84	4187
Hawai'i.....	261	949	16	47	424	5402	50	81	424-606-	19	5402	50	81	54	1307	3	94	22	303	1	80	6351

Games played: 12
 Avg per rush: 3.4
 Avg per catch: 10.6
 Pass efficiency: 111.36
 Kick ret avg: 23.2
 Punt ret avg: 17.9
 All purpose avg/game: 553.0
 Total offense avg/gm: 348.9

		-----TACKLES-----				-SACKS-		-FUMBLE-		Pass Blkd		-Kicks--XPTS-						
Date	Opponent	Solo	Ast	Total	TFL-Yds	No-Yds	FF	FR-Yds	Int-Yds	QBH	Brk	Kick	Att	Mad	Run	Rcv	Saf	Pts
Sept 1, 2007	NORTHERN COLORADO.....	42	4	46	1.0-3	0.0-0	1	0-0	2-8	0	4	0	1-0	0	0	0	0	6
Sep 08, 2007	at Louisiana Tech.....	36	48	84	9.0-32	4.0-24	2	2-5	1-16	0	7	1	5-5	0	0	0	0	44
Sep 15, 2007	at UNLV.....	45	18	63	6.0-20	1.0-6	0	0-0	0-0	0	5	0	2-2	0	0	0	0	14
Sep 22, 2007	CHARLESTON SOUTHERN....	45	8	53	3.0-11	0.0-0	1	1-0	2-21	2	3	0	1-1	0	0	0	0	10
Sep 29, 2007	at University of Idaho..	37	28	65	7.0-21	3.0-15	1	1-0	5-93	2	5	0	2-2	0	0	0	0	20
Oct 6, 2007	UTAH STATE.....	34	18	52	6.0-20	1.0-7	0	0-0	1-20	2	2	0	4-4	0	0	0	0	37
Oct 12, 2007	at San Jose State.....	49	46	95	8.0-43	4.0-21	2	0-0	4-55	1	8	0	5-5	0	0	0	0	35
Oct 27, 2007	NEW MEXICO STATE.....	34	6	40	1.0-1	1.0-1	1	1-0	1-0	1	5	0	1-1	0	0	0	0	13
Nov 10, 2007	FRESNO STATE.....	45	8	53	5.0-14	4.0-13	1	1-0	1-0	1	1	0	4-3	0	0	0	0	30
Nov 16, 2007	at Nevada.....	39	27	66	6.0-34	3.0-27	1	1-0	0-0	0	7	0	2-2	0	0	0	0	26
Nov 23, 2007	BOISE STATE.....	59	4	63	2.0-10	2.0-10	0	0-0	2-14	2	4	2	3-3	0	0	0	0	27
Dec 1, 2007	WASHINGTON.....	62	6	68	10.0-25	4.0-14	3	3-0	0-0	1	3	0	4-4	0	0	0	0	28
Opponent totals.....		527	221	748	64.0-234	27.0-138	13	10-5	19-227	12	54	3	34-32	0	0	0	0	290
Hawai'i.....		576	373	949	102.0-432	38.0-246	13	9-4	18-421	44	48	2	73-69	0	0	1	554	

Date	Opponent	-----PUNTING-----								---FIELD GOALS---				-----KICKOFFS-----				
		No	Yds	Avg	Long	Blkd	TB	FC	50+	I20	Att-Made	Lg	Blkd	No	Yds	Avg	TB	OB
Sept 1, 2007	NORTHERN COLORADO.....	7	313	44.7	56	0	0	0	2	1	0-0	0	0	2	134	67.0	1	0
Sep 08, 2007	at Louisiana Tech.....	6	269	44.8	54	0	0	1	2	4	2-1	42	0	7	411	58.7	0	0
Sep 15, 2007	at UNLV.....	5	187	37.4	46	0	0	0	0	2	1-0	0	0	3	203	67.7	0	0
Sep 22, 2007	CHARLESTON SOUTHERN....	9	357	39.7	48	0	0	2	0	1	1-1	48	0	3	172	57.3	0	0
Sep 29, 2007	at University of Idaho..	7	292	41.7	53	0	0	3	3	3	2-2	50	0	5	321	64.2	2	0
Oct 6, 2007	UTAH STATE.....	5	213	42.6	51	0	0	1	1	2	3-3	47	0	7	428	61.1	1	0
Oct 12, 2007	at San Jose State.....	7	276	39.4	52	0	1	1	1	3	1-0	0	0	6	336	56.0	0	0
Oct 27, 2007	NEW MEXICO STATE.....	3	94	31.3	45	0	0	0	0	0	2-2	41	0	4	154	38.5	0	0
Nov 10, 2007	FRESNO STATE.....	6	189	31.5	44	0	1	3	0	2	1-1	28	0	5	339	67.8	0	0
Nov 16, 2007	at Nevada.....	3	116	38.7	50	0	1	0	1	2	2-2	42	0	7	484	69.1	2	0
Nov 23, 2007	BOISE STATE.....	4	222	55.5	71	0	0	0	3	3	3-2	39	0	6	369	61.5	0	0
Dec 1, 2007	WASHINGTON.....	6	246	41.0	46	0	1	0	0	2	1-0	0	1	5	326	65.2	0	0
Opponent totals.....		68	2774	40.8	71	0	4	11	13	25	19-14	50	1	60	3677	61.3	6	0
Hawai'i.....		32	1288	40.2	51	0	1	9	6	10	16-11	54	1	94	6010	63.9	5	4



INDIVIDUAL GAME-BY-GAME STATISTICS

PASSING

#15 Brennan, C	Att	Comp	Int	Pct	Yards	TD	Long	Sack	Yds	Effic
Northern Colorado	40	34	0	85.0	416	6	30	0	0	221.9
Louisiana Tech	61	43	1	70.5	548	4	64	4	24	164.3
UNLV	32	26	0	81.2	298	2	46	1	6	180.1
University of Idaho	49	30	5	61.2	369	3	41	2	9	124.3
Utah State	25	19	0	76.0	219	1	38	0	0	162.8
San Jose State	75	44	4	58.7	545	4	39	4	21	126.6
New Mexico State	46	29	1	63.0	425	6	42	1	1	179.3
Fresno State	39	28	1	71.8	396	2	67	3	8	168.9
Nevada	2	2	0	100.0	21	0	14	0	0	188.2
Boise State	53	40	2	75.5	495	5	41	2	10	177.5
Washington	50	42	0	84.0	442	5	43	4	14	191.3
TOTALS	472	337	14	71.4	4174	38	67	21	93	166.3

#6 Graunke, T	Att	Comp	Int	Pct	Yards	TD	Long	Sack	Yds	Effic
Northern Colorado	15	7	2	46.7	66	0	21	0	0	57.0
UNLV	7	3	0	42.9	98	1	81	0	0	207.6
Charleston Southern	36	22	2	61.1	285	3	35	0	0	144.0
University of Idaho	2	2	0	100.0	25	0	19	1	6	205.0
Utah State	11	9	1	81.8	246	3	72	0	0	341.5
Fresno State	1	1	0	100.0	14	0	14	1	5	217.6
Nevada	46	33	0	71.7	358	2	53	3	27	151.5
TOTALS	118	77	5	65.3	1092	9	81	5	38	159.7

#11 Funaki, I	Att	Comp	Int	Pct	Yards	TD	Long	Sack	Yds	Effic
Northern Colorado	4	4	0	100.0	58	1	24	0	0	304.3
Charleston Southern	9	6	0	66.7	78	2	32	0	0	212.8
Utah State	2	0	0	0.0	0	0	0	1	7	0.0
Nevada	0	0	0	0.0	0	0	0	0	0	0.0
TOTALS	15	10	0	66.7	136	3	32	1	7	208.8

RUSHING	No-Yds/TD	UNCO	LTU	UNLV	CSU	UI	USU	SJSU	NMSU	FS	UN	BSU	UW
Pilares, K RB	61-362/3	-	3-0/0	11-62/0	7-45/1	10-85/0	3-3/1	10-52/1	6-47/0	DNP	DNP	9-48/0	2-20/0
Wright-Jackson RB	33-219/2	-	6-53/1	3-19/0	7-40/0	7-20/0	1-17/0	DNP	2-4/0	6-65/1	1-1/0	DNP	DNP
Libre, D WR	22-183/0	DNP	DNP	DNP	DNP	DNP	DNP	DNP	DNP	6-61/0	6-40/0	DNP	10-82/0
Brennan, C QB	73-65/8	3-23/0	11--8/1	9-19/3	DNP	5--2/1	3-7/0	15--1/1	4-13/0	6-5/1	-	9-18/1	8--9/0
Funaki, I QB	11-59/0	2--5/0	DNP	-	3-34/0	DNP	4-20/0	DNP	DNP	DNP	2-10/0	DNP	DNP
Farmer, D RB	13-41/0	-	-	2-1/0	1-2/0	-	-	1-5/0	1-5/0	1-14/0	2--1/0	4-15/0	1-0/0
Laumoli, J RB	5-19/0	1--1/0	DNP	DNP	2-17/0	-	1--1/0	DNP	DNP	DNP	DNP	DNP	1-4/0
Graunke, T QB	21-11/3	2-22/0	DNP	-	2-1/1	2--10/0	2-1/1	DNP	DNP	3--4/0	10-1/1	DNP	DNP
Cox, M RB	4-9/0	-	-	2-0/0	1-6/0	DNP	1-3/0	DNP	DNP	DNP	DNP	DNP	DNP
Chopp, A. RB	3-3/0	1-0/0	DNP	DNP	2-3/0	DNP	DNP	DNP	DNP	DNP	DNP	DNP	DNP
Grice-Mullen WR	2-2/0	-	-	-	-	-	2-2/0	-	-	-	-	-	-
Thomas, D	1--3/0	-	-	1--3/0	-	-	-	-	-	-	-	-	-
TEAM	12--21/0	1--2/0	-	1--2/0	1--1/0	1--2/0	2--5/0	DNP	1--2/0	2--4/0	-	2--2/0	1--1/0

RECEIVING	No-Yds/TD	UNCO	LTU	UNLV	CSU	UI	USU	SJSU	NMSU	FS	UN	BSU	UW
Grice-Mullen WR	100-1335/12	9-130/1	9-162/2	4-41/1	5-45/0	7-91/1	5-113/0	14-175/1	13-195/3	9-128/0	10-79/1	5-55/1	10-121/1
Bess, D WR	101-1213/12	7-54/2	10-118/1	5-49/0	2-27/1	12-162/1	5-86/1	12-140/1	7-112/2	9-98/1	12-137/0	15-181/2	5-49/0
Rivers, J WR	82-1069/13	5-101/1	14-176/1	5-34/1	3-46/0	DNP	7-130/1	12-138/1	4-52/1	3-86/1	4-26/1	11-113/1	14-167/4
Hawthorne, CJ WR	57-786/6	4-35/1	6-73/0	9-104/0	5-91/2	3-24/0	9-116/1	4-66/1	2-10/0	1-19/0	5-112/0	5-111/1	4-25/0
Lane, M WR	14-270/2	1-21/0	-	1-81/1	4-54/0	5-70/1	-	-	1-27/0	2-17/0	-	-	-
Pilares, K RB	24-241/1	7-64/1	3-16/0	1-41/0	1-9/0	2-15/0	1-0/0	2-26/0	1-16/0	DNP	DNP	3-35/0	3-19/0
Wright-Jackson RB	16-146/0	2-32/0	1-3/0	3-38/0	3-22/0	2-13/0	-	DNP	-	3-33/0	2-5/0	DNP	DNP
Farmer, D RB	7-78/1	-	-	1-8/0	-	-	1-20/1	-	1-13/0	2-29/0	1-8/0	1-0/0	-
Bain, A WR	5-73/1	1-20/0	-	-	3-41/1	-	-	DNP	DNP	DNP	1-12/0	-	DNP
Libre, D WR	6-61/0	DNP	DNP	DNP	DNP	DNP	DNP	DNP	DNP	-	-	DNP	6-61/0
Washington, M WR	3-51/1	1-13/0	DNP	-	1-19/1	1-19/0	-	-	-	DNP	-	DNP	DNP
Salas, G WR	3-35/1	2-26/1	DNP	-	1-9/0	-	-	DNP	DNP	DNP	-	DNP	DNP
Chopp, A. RB	2-21/0	2-21/0	DNP	DNP	-	DNP	DNP	DNP	DNP	DNP	DNP	DNP	DNP
Cox, M RB	2-15/0	2-15/0	-	-	-	DNP	-	DNP	DNP	DNP	DNP	DNP	DNP
Medeiros, J.	1-7/0	1-7/0	DNP	DNP	DNP	DNP	DNP	DNP	DNP	DNP	DNP	DNP	DNP
Graunke, T QB	1-1/0	1-1/0	DNP	-	-	-	-	DNP	DNP	-	-	DNP	DNP



INDIVIDUAL GAME-BY-GAME STATISTICS

TACKLES	UT-AT	TOT	UNCO	LTU	UNLV	CSU	UI	USU	SJSU	NMSU	FS	UN	BSU	UW
Elimimian, S LB	65-67	132	4-1	6-8	7-7	6-7	3-4	6-14	3-5	4-5	4-5	4-3	10-4	8-4
Leonard, A LB	50-50	100	-	5-7	3-8	5-1	5-5	3-9	6-5	7-3	3-4	7-1	2-3	4-4
Patek, J DB	31-37	68	3-0	4-7	2-4	5-2	2-1	1-6	0-7	7-2	3-2	1-5	3-1	-
Thomas, D DB	37-19	56	6-0	-	3-3	2-1	3-1	3-2	3-2	5-1	4-2	6-5	2-2	-
Newberry, M DB	31-20	51	1-0	2-7	3-1	1-0	2-4	3-4	2-1	2-1	4-0	1-0	5-1	5-1
Lewis, G DB	36-12	48	3-0	2-2	2-2	4-1	-	2-1	5-1	6-1	1-0	1-3	6-0	4-1
Kalilimoku, B DB	33-13	46	8-2	4-2	1-1	3-0	1-1	1-2	1-2	3-0	5-1	3-1	1-0	2-1
Noa, Ka DL	19-20	39	0-1	5-5	2-4	2-0	1-0	2-1	1-4	4-2	1-2	1-1	-	-
Veikune, D DL	21-12	33	-	2-1	3-2	3-0	1-1	2-2	2-1	1-0	2-0	2-3	1-2	2-0
Purcell, A LB	11-16	27	-	1-1	0-1	1-1	2-1	1-3	0-1	1-0	2-3	1-3	2-0	0-2
Mouton, R DB	16-8	24	2-0	0-2	-	1-0	1-1	DNP	DNP	1-2	5-0	1-0	1-1	4-2
Laeli, F DL	15-9	24	-	1-2	0-1	1-1	0-2	2-2	2-1	2-0	6-0	-	-	1-0
Fonoti, J DL	16-7	23	DNP	DNP	0-1	3-1	3-1	0-1	1-1	5-0	0-1	1-0	1-1	2-0
Soares, B LB	15-7	22	DNP	DNP	DNP	DNP	-	-	0-2	1-1	3-1	4-0	4-3	3-0
Paepule, T LB	16-5	21	7-0	1-0	-	1-0	1-2	1-1	-	0-1	1-0	1-0	3-1	-
Lafaele, M DL	12-8	20	2-0	0-5	1-1	2-1	1-0	DNP	2-1	2-0	-	-	1-0	1-0
Monteilh, K DB	9-10	19	-	2-0	1-2	0-1	2-2	0-1	2-4	2-0	DNP	DNP	DNP	DNP
Maka, F DL	12-5	17	4-0	0-1	-	3-0	2-1	2-3	1-0	-	DNP	DNP	DNP	DNP
Watson, K DL	12-4	16	-	1-1	-	-	-	1-1	-	1-0	1-0	3-0	2-1	3-1
Galdeira, G DB	9-4	13	3-0	0-1	0-1	3-0	1-1	1-0	-	1-0	0-1	-	-	-
Leonard, J DE	8-4	12	-	-	2-0	2-1	1-1	2-1	-	0-1	-	1-0	-	-
Saole, R LB	6-5	11	-	1-1	1-0	2-0	1-2	0-2	1-0	-	DNP	DNP	-	-
Lau, M LB	10-0	10	2-0	-	2-0	2-0	2-0	1-0	-	1-0	-	DNP	-	-
Robinson, E DB	9-1	10	DNP	DNP	DNP	-	-	DNP	-	-	-	0-1	2-0	7-0
Seti, S DL	2-6	8	0-1	0-1	-	-	-	1-1	-	0-2	-	1-0	0-1	-
Davis, J DB	6-2	8	1-0	DNP	1-0	1-0	0-1	2-1	1-0	-	DNP	-	-	-
Keomaka, R DB	5-2	7	DNP	DNP	DNP	1-0	-	1-1	-	1-0	1-0	-	1-0	0-1
Smith, S DB	7-0	7	DNP	DNP	DNP	-	-	1-0	2-0	1-0	-	1-0	-	2-0
Hawthorne, CJ	6-1	7	-	-	-	1-0	1-0	2-0	1-1	-	1-0	-	-	-
Allen-Jones, CJ LB	5-2	7	4-0	DNP	-	-	1-1	0-1	DNP	-	DNP	DNP	DNP	DNP
Porlas, D DB	4-2	6	0-1	1-1	-	1-0	1-0	-	-	-	-	-	-	1-0
Kelly, D	5-1	6	-	2-1	-	1-0	-	-	-	-	-	1-0	-	1-0
Jones, K DB	6-0	6	1-0	DNP	-	1-0	1-0	1-0	DNP	-	1-0	-	-	1-0
Satele, B LB	3-2	5	2-0	0-1	-	1-0	-	-	-	DNP	-	-	0-1	-
Kiesel-Kauhane LB	4-1	5	2-0	-	1-0	0-1	-	-	-	-	-	-	1-0	-
Pedersen, E DB	2-2	4	-	DNP	DNP	-	DNP	DNP	DNP	-	0-1	1-1	-	1-0
Farmer, D	2-1	3	-	-	-	-	-	0-1	-	-	-	-	1-0	1-0
Savaiigaea, R DL	2-1	3	1-0	-	-	-	0-1	-	-	-	-	-	1-0	-
Grice-Mullen	3-0	3	-	-	-	1-0	1-0	-	1-0	-	-	-	-	-
Lolotai, M	1-1	2	DNP	DNP	DNP	DNP	DNP	0-1	DNP	-	1-0	DNP	DNP	-
Kafentzis, T LB	1-1	2	-	-	-	DNP	DNP	-	0-1	-	-	-	1-0	DNP
Laumoli, J	2-0	2	-	DNP	DNP	2-0	-	-	DNP	DNP	DNP	DNP	DNP	-
AhSoon, K	2-0	2	-	-	-	-	1-0	-	1-0	-	-	-	-	-
Pilares, K	2-0	2	-	-	-	-	-	-	1-0	-	DNP	DNP	1-0	-
TEAM	2-0	2	-	-	-	-	-	1-0	-	-	-	1-0	-	-
Roberts, C DB	1-0	1	-	DNP	DNP	1-0	DNP	-	-	DNP	-	-	-	-
Washington, M	1-0	1	1-0	DNP	-	-	-	-	-	-	DNP	-	DNP	DNP
Nauahi, V DB	0-1	1	-	0-1	-	DNP	DNP	DNP	DNP	DNP	DNP	DNP	DNP	-
Brennan, C	1-0	1	-	1-0	-	DNP	-	-	-	-	-	-	-	-
Martinez, AJ DB	0-1	1	DNP	DNP	DNP	DNP	DNP	DNP	DNP	-	0-1	-	-	DNP
Grasso, T	0-1	1	-	-	-	-	0-1	-	-	-	-	-	-	-
Pau, Lorgon	1-0	1	DNP	DNP	DNP	DNP	DNP	DNP	DNP	1-0	DNP	DNP	DNP	DNP
Rice, J LB	0-1	1	-	DNP	-	-	0-1	-	DNP	DNP	DNP	DNP	DNP	DNP
Mahaley, A	1-0	1	DNP	DNP	DNP	DNP	DNP	DNP	DNP	1-0	DNP	DNP	DNP	DNP
Estes, K.	0-1	1	DNP	DNP	DNP	DNP	DNP	DNP	DNP	DNP	DNP	DNP	DNP	0-1

SACKS	UA-A	TOT	UNCO	LTU	UNLV	CSU	UI	USU	SJSU	NMSU	FS	UN	BSU	UW
Veikune, D DL	7-0	7.0	-	1.0-2	-	2.0-7	-	1.0-3	1.0-1	-	-	1.0-3	-	1.0-3
Noa, Ka DL	4-1	4.5	0.5-1	-	1.0-2	-	1.0-10	1.0-7	-	1.0-14	-	-	-	-
Kalilimoku, B DB	2-2	3.0	0.5-2	-	-	-	-	-	-	-	2.5-16	-	-	-
Purcell, A LB	2-2	3.0	-	-	-	1.0-4	1.0-10	0.5-3	-	-	0.5-1	-	-	-
Fonoti, J DL	3-0	3.0	DNP	DNP	-	-	1.0-7	-	-	-	-	1.0-7	1.0-12	-
Leonard, J DE	2-1	2.5	-	-	-	2.0-8	0.5-2	-	-	-	-	-	-	-
Laeli, F DL	2-1	2.5	-	0.5-4	-	-	-	-	1.0-5	1.0-8	-	-	-	-
Soares, B LB	2-0	2.0	DNP	DNP	DNP	DNP	-	-	-	-	1.0-7	-	1.0-4	-
Leonard, A LB	2-0	2.0	-	1.0-19	-	-	-	-	-	1.0-2	-	-	-	-
Patek, J DB	1-2	2.0	-	-	-	-	-	1.0-10	-	-	-	-	1.0-12	-
Elimimian, S LB	1-1	1.5	-	-	-	-	1.0-11	0.5-7	-	-	-	-	-	-
Newberry, M DB	1-0	1.0	-	-	-	-	-	1.0-7	-	-	-	-	-	-
Mouton, R DB	1-0	1.0	-	-	-	-	-	DNP	DNP	-	1.0-4	-	-	-
Maka, F DL	1-0	1.0	-	-	-	-	-	1.0-1	-	-	DNP	DNP	DNP	DNP
Lau, M LB	1-0	1.0	-	-	1.0-13	-	-	-	-	-	-	DNP	-	-
Savaiigaea, R DL	0-1	0.5	-	-	-	-	0.5-3	-	-	-	-	-	-	-
Lafaele, M DL	0-1	0.5	-	0.5-4	-	-	-	DNP	-	-	-	-	-	-



HAWAI'I INDIVIDUAL GAME HIGHS

Rushes	15	Colt Brennan at San Jose State (Oct 12, 2007)
Yards Rushing	85	Kealoha Pilaes at University of Idaho (Sep 29, 2007)
TD Rushes	3	Colt Brennan at UNLV (Sep 15, 2007)
Long Rush	47	Leon Wright-Jackson at Louisiana Tech (Sep 08, 2007)
Pass attempts	75	Colt Brennan at San Jose State (Oct 12, 2007)
Pass completions	44	Colt Brennan at San Jose State (Oct 12, 2007)
Yards Passing	548	Colt Brennan at Louisiana Tech (Sep 08, 2007)
TD Passes	6	Colt Brennan vs Northern Colorado (Sept 1, 2007) Colt Brennan vs New Mexico State (Oct 27, 2007)
Long Pass	81	Tyler Graunke at UNLV (Sep 15, 2007)
Receptions	15	Davone Bess vs Boise State (Nov 23, 2007)
Yards Receiving	195	Ryan Grice-Mullen vs New Mexico State (Oct 27, 2007)
TD Receptions	4	Jason Rivers vs Washington (Dec 1, 2007)
Long Reception	81	Malcolm Lane at UNLV (Sep 15, 2007)
Field Goals	3	Dan Kelly vs Fresno State (Nov 10, 2007)
Long Field Goal	54	Dan Kelly vs Utah State (Oct 6, 2007)
Punts	4	Tim Grasso vs Utah State (Oct 6, 2007) Tim Grasso at San Jose State (Oct 12, 2007) Tim Grasso at Nevada (Nov 16, 2007)
Punting Avg	51.0	Tim Grasso at Louisiana Tech (Sep 08, 2007)
Long Punt	51	Tim Grasso at Louisiana Tech (Sep 08, 2007) Tim Grasso vs Boise State (Nov 23, 2007) Tim Grasso vs Washington (Dec 1, 2007)
Long Punt Return	80	Michael Washington vs Northern Colorado (Sept 1, 2007)
Long Kickoff Return	94	Malcolm Lane vs Northern Colorado (Sept 1, 2007)
Tackles	20	Solomon Elimimian vs Utah State (Oct 6, 2007)
Sacks	2.5	Brad Kalilimoku vs Fresno State (Nov 10, 2007)
Tackles For Loss	3.0	David Veikune vs Charleston Southern (Sep 22, 2007) Blaze Soares vs Boise State (Nov 23, 2007)
Interceptions	2	Myron Newberry at University of Idaho (Sep 29, 2007) Myron Newberry at San Jose State (Oct 12, 2007)

HAWAI'I TEAM GAME HIGHS

Rushes	29	at UNLV (Sep 15, 2007)
Yards Rushing	147	vs Charleston Southern (Sep 22, 2007)
Yards Per Rush	5.7	vs Fresno State (Nov 10, 2007)
TD Rushes	3	at UNLV (Sep 15, 2007)
Pass attempts	75	at San Jose State (Oct 12, 2007)
Pass completions	45	vs Northern Colorado (Sept 1, 2007)
Yards Passing	548	at Louisiana Tech (Sep 08, 2007)
Yards Per Pass	12.2	vs Utah State (Oct 6, 2007)
TD Passes	7	vs Northern Colorado (Sept 1, 2007)
Total Plays	101	at San Jose State (Oct 12, 2007)
Total Offense	601	at San Jose State (Oct 12, 2007)
Yards Per Play	9.0	vs Utah State (Oct 6, 2007)
Points	66	vs Charleston Southern (Sep 22, 2007)
Sacks By	6	vs Utah State (Oct 6, 2007)
First Downs	34	at San Jose State (Oct 12, 2007)
Penalties	13	vs New Mexico State (Oct 27, 2007)
Penalty Yards	144	vs New Mexico State (Oct 27, 2007)
Turnovers	6	at University of Idaho (Sep 29, 2007)
Interceptions By	5	at University of Idaho (Sep 29, 2007)

OPPONENT INDIVIDUAL GAME HIGHS

Rushes	25	Lippincott, L., at Nevada (Nov 16, 2007)
Yards Rushing	145	Rankin, Louis, vs Washington (Dec 1, 2007)
TD Rushes	2	Jackson, Patric, at Louisiana Tech (Sep 08, 2007) Ian Johnson, vs Boise State (Nov 23, 2007) Kravitz, Luke, vs Washington (Dec 1, 2007)
Long Rush	50	Ian Johnson, vs Boise State (Nov 23, 2007)
Pass attempts	52	Chase Holbrook, vs New Mexico State (Oct 27, 2007)
Pass completions	37	Chase Holbrook, vs New Mexico State (Oct 27, 2007)
Yards Passing	328	Chase Holbrook, vs New Mexico State (Oct 27, 2007)
TD Passes	3	Brandstater, T, vs Fresno State (Nov 10, 2007)
Long Pass	77	Jackson, Leon, vs Utah State (Oct 6, 2007)
Receptions	8	French, Jacob, at San Jose State (Oct 12, 2007) AJ Harris, vs New Mexico State (Oct 27, 2007) Derek Dubois, vs New Mexico State (Oct 27, 2007) Jeremy Childs, vs Boise State (Nov 23, 2007)
Yards Receiving	117	Jurovich, Kevin, at San Jose State (Oct 12, 2007)
TD Receptions	2	Jurovich, Kevin, at San Jose State (Oct 12, 2007) Moore, Marlon, vs Fresno State (Nov 10, 2007)
Long Reception	77	Robinson, Kevin, vs Utah State (Oct 6, 2007)
Field Goals	3	Caldwell, Peter, vs Utah State (Oct 6, 2007)
Long Field Goal	50	Tino Amancio, at University of Idaho (Sep 29, 2007)
Punts	9	Ellis, N., vs Charleston Southern (Sep 22, 2007)
Punting Avg	55.5	Kyle Brotzman, vs Boise State (Nov 23, 2007)
Long Punt	71	Kyle Brotzman, vs Boise State (Nov 23, 2007)
Long Punt Return	84	Lowery, Dwight, at San Jose State (Oct 12, 2007)
Long Kickoff Return	100	Robinson, Kevin, vs Utah State (Oct 6, 2007)
Tackles	15	Owens, Chris, at San Jose State (Oct 12, 2007)
Sacks	2.0	Siaa Musika, at University of Idaho (Sep 29, 2007) Ihenacho, Carl, at San Jose State (Oct 12, 2007) Cheese, Mike, vs Fresno State (Nov 10, 2007) Dallas Dobbs, vs Boise State (Nov 23, 2007)
Tackles For Loss	5.0	Siaa Musika, at University of Idaho (Sep 29, 2007)
Interceptions	2	Ryan, Andrew, at San Jose State (Oct 12, 2007)

OPPONENT TEAM GAME HIGHS

Rushes	50	vs Washington (Dec 1, 2007)
Yards Rushing	261	vs Washington (Dec 1, 2007)
Yards Per Rush	5.2	vs Washington (Dec 1, 2007)
TD Rushes	4	at Louisiana Tech (Sep 08, 2007) vs Washington (Dec 1, 2007)
Pass attempts	59	vs New Mexico State (Oct 27, 2007)
Pass completions	41	vs New Mexico State (Oct 27, 2007)
Yards Passing	365	vs New Mexico State (Oct 27, 2007)
Yards Per Pass	8.5	vs Utah State (Oct 6, 2007)
TD Passes	3	vs Fresno State (Nov 10, 2007)
Total Plays	86	vs New Mexico State (Oct 27, 2007)
Total Offense	442	vs New Mexico State (Oct 27, 2007)
Yards Per Play	5.9	vs Washington (Dec 1, 2007)
Points	44	at Louisiana Tech (Sep 08, 2007)
Sacks By	4	at Louisiana Tech (Sep 08, 2007) at San Jose State (Oct 12, 2007) vs Fresno State (Nov 10, 2007) vs Washington (Dec 1, 2007)
First Downs	28	vs New Mexico State (Oct 27, 2007)
Penalties	9	at Louisiana Tech (Sep 08, 2007) vs Charleston Southern (Sep 22, 2007)
Penalty Yards	98	at UNLV (Sep 15, 2007)
Turnovers	5	at University of Idaho (Sep 29, 2007)
Interceptions By	5	at University of Idaho (Sep 29, 2007)



THE WARRIORS WHEN ...

	2006	2007	Under Jones
At Home	8-1	7-0	56-20
On The Road	3-2	5-0	20-20
When Scoring First	8-1	7-0	43-19
When Opponents Score First	3-2	5-0	32-20
When Scoring 20+ Points	11-2	12-0	73-22
When Opponent Scores 20+ Points	5-3	8-0	46-39
When Leading at Halftime	10-0	10-0	60-6
When Trailing at Halftime	1-2	2-0	11-30
When Tied at Halftime	0-1	0-0	2-4
When Leading After Three Quarters	11-0	8-0	58-6
When Trailing After Three Quarters	0-3	4-0	13-34
When Tied After Three Quarters	0-0	0-0	1-0
When Rushing for 100+ Yards	7-1	2-0	37-10
When Rushing for 200+ Yards	2-0	0-0	3-0
When Opponent Rushes for 100+ Yards	7-2	7-0	52-38
When Passing for 300+ Yards	10-3	12-0	65-36
When Opponent Passes for 300+ Yards	4-0	2-0	20-4
With More Turnovers Than Opponent	1-3	4-0	23-20
With Less Turnovers Than Opponent	5-0	5-0	36-8
When Turnover Margin is Even	5-0	3-0	16-4
In Day Games	3-0	2-0	18-13
In Night Games	8-3	10-0	57-28
On Artificial Turf	8-2	11-0	62-32
On Natural Grass	3-1	1-0	12-8
With Fewer Penalties (Yards)	4-2	5-0	30-21
With More Penalties (Yards)	7-1	7-0	42-18
With Even Penalties (Yards)	0-0	0-0	2-0
In Games Played in September	2-2	5-0	15-15
In Games Played in October	4-0	3-0	25-12
In Games Played in November	4-0	3-0	24-9
In Games Played in December	1-1	1-0	8-4
Against Ranked Opponents (AP Poll only)	0-1	1-0	3-8
In Bowl Games	1-0	0-0	5-1

FUTURE SCHEDULES ► Hawai'i has managed to get some of the top teams in the country on its non-conference schedule in upcoming seasons. Last season, the Warriors opened the season at Alabama and played home games against UNLV, Purdue, and Oregon State. UH's 2008 schedule is complete and for the first time in UH football history, the Warriors will play Florida at the "The Swamp." The Warriors will also travel to Oregon State and host Weber State, Washington State, and Cincinnati.

2008

Aug. 30 at Florida
 Sept. 6 **WEBER STATE**
 Sept. 13 at Oregon State
 Nov. 29 **WASHINGTON STATE**
 Dec. 6 **CINCINNATI**

2009

Sept. 5 **NAVY**
 Sept. 12 at Washington State
 Sept. 19 at UNLV
 Nov. 28 **WISCONSIN**

2010

Sept. 4 **USC**
 Sept. 18 at Colorado
 Sept. 25 **UNLV**

2011

Sept. 3 **COLORADO**
 Sept. 17 **CHARLESTON SOUTHERN**
 Sept. 24 at UNLV
 Nov. 26 **WASHINGTON STATE**

UH IN THE NCAA/WAC STATISTICS

(as of Dec. 2, 2007)

TEAM

Category	Avg.	National	WAC
Rushing Offense	79.1	113	9
Passing Offense	450.2	2	1
Total Offense	529.2	3	1
Scoring Offense	46.2	1	1
Rushing Defense	131.7	39	2
Pass Efficiency Def.	111.4	19	1
Total Defense	348.9	33	2
Scoring Defense	24.2	40	2
Net Punting	31.8	107	7
Punt Returns	13.8	11	6
Kickoff Returns	24.2	12	3
Turnover Margin	-0.08	63	5
Pass Defense	217.2	43	2
Passing Efficiency	165.8	3	1
Sacks	3.25	9	1
Tackles For Loss	8.50	5	1
Sacks Allowed	2.25	73	5

INDIVIDUAL**Points Responsible For**

Colt Brennan	25.09	4	1
--------------	-------	---	---

Passing

Colt Brennan	379.45	2	1
--------------	--------	---	---

Passing Efficiency

Colt Brennan	166.3	3	1
--------------	-------	---	---

Total Offense

Colt Brennan	385.4	2	1
--------------	-------	---	---

Receptions Per Game

Davone Bess	8.42	5	1
Ryan Grice-Mullen	8.33	6	2
Jason Rivers	7.45	8	3
C.J. Hawthorne	4.75	T-79	7

Receiving Yards Per Game

Ryan Grice-Mullen	111.2	5	1
Davone Bess	101.1	10	2
Jason Rivers	97.2	16	4
C.J. Hawthorne	65.5	73	8

Interceptions

Adam Leonard	0.33	T-55	T-2
Myron Newberry	0.33	T-55	T-2

Kickoff Returns

Malcolm Lane	30.3	6	2
--------------	------	---	---

Field Goals

Dan Kelly	0.92	T-86	8
-----------	------	------	---

Scoring

Dan Kelly (Kick)	8.50	T-31	2
Jason Rivers	7.09	T-86	4
Davone Bess	6.0	-	T-5
Ryan Grice-Mullen	6.0	-	T-5

All-Purpose

Davone Bess	115.2	77	5
Ryan Grice-Mullen	111.4	83	6
Jason Rivers	97.2	-	10

Sacks

David Veikune	0.58	T-50	1
Karl Noa	0.38	-	10

Tackles

Solomon Elimimian	11.00	T-9	3
Adam Leonard	8.33	T-79	11

Tackles-For-Loss

Adam Leonard	.92	-	T-6
Solomon Elimimian	.92	-	T-6



CAREER WATCH

PASSING

No Player	G	Yards
1. Timmy Chang, 2000-04	53	17,072*
2. Colt Brennan, 2005-	37	14,024

* indicates NCAA record

TOTAL OFFENSE

No Player	G	Yards
1. Timmy Chang, 2000-04	53	16,910
2. Colt Brennan, 2005-	37	14,609

PASSING TOUCHDOWNS

No Player	G	TD
1. Colt Brennan, 2005-	37	131
2. Timmy Chang, 2000-04	53	117

RECEPTIONS

No Player	G	Rec
1. Davone Bess, 2005-	38	286
2. Jason Rivers, 2003-04, '06-	50	282
3. Chad Owens, 2001-04	44	239
4. Ryan Grice-Mullen, 2005-	34	231

RECEIVING YARDS

No Player	G	Yards
1. Jason Rivers, 2003-04, '06-	50	3,814
2. Davone Bess, 2005-	38	3,557
3. Ashley Lelie, 1999-2001	36	3,341
4. Ryan Grice-Mullen, 2005-	34	3,333

ALL-PURPOSE YARDS

No Player	G	Yards
1. Chad Owens, 2001-04	44	5,461
2. Gary Allen, 1978-81	43	4,558
3. Jeff Sydnor, 1989-91	35	4,137
4. Davone Bess, 2005-	38	3,818
5. Jason Rivers, 2003-04, '06-	50	3,814
6. Nate Ilaao, 2002-03, '05-06	37	3,383
7. Ryan Grice-Mullen, 2005-	34	3,377

SCORING

No Player	G	Points
1. Jason Elam, 1988-92	51	395
2. Justin Ayat, 2001-04	53	268
3. Dan Kelly, 2005-	38	260
4. Davone Bess, 2005-	38	250
5. Michael Carter, 1990-93	45	228
Chad Owens, 2001-04	44	228
7. Ryan Grice-Mullen, 2005-	34	218
8. Jason Rivers, 2003-04, '06-	50	210

TOUCHDOWNS

No Player	G	TDs
1. Davone Bess, 2005-	38	41
2. Michael Carter, 1990-93	45	38
Chad Owens, 2001-04	44	38
4. Ryan Grice-Mullen, 2005-	34	36
5. Jason Rivers, 2003-04, '06-	50	35

BIG PLAYS

The Warriors have recorded 44 plays of 30 yards or more this season, including nine going for 60 yards or more. The Warriors have 24 plays of 30 yards or more resulting in touchdowns. UH returned three kickoff for touchdowns, one punt return for a TD and five defensive touchdowns for 30 yards or more.

90 yards or more

- 94 - Malcolm Lane kickoff return vs. Northern Colorado (TD)
- 90 - Ryan Mouton kickoff return vs. Charleston Southern (TD)

80 yards or more

- 87 - Malcolm Lane kickoff return vs. Utah State (TD)
- 81 - Malcolm Lane pass from Tyler Graunke at UNLV (TD)
- 80 - Michael Washington punt return vs. Northern Colorado (TD)

70 yards or more

- 76 - Myron Newberry interception return at Idaho (TD)
- 72 - Jason Rivers pass from Tyler Graunke vs. Utah State (TD)

60 yards or more

- 67 - Jason Rivers pass from Colt Brennan vs. Fresno State (TD)
- 64 - Ryan Grice-Mullen pass from Colt Brennan at Louisiana Tech (TD)

50 yards or more

- 57 - JoPierre Davis interception return vs. New Mexico State (TD)
- 53 - C.J. Hawthorne pass from Tyler Graunke at Nevada

40 yards or more

- 48 - Davone Bess pass from Colt Brennan vs. Fresno State
- 47 - Jason Rivers pass from Colt Brennan at Louisiana Tech
- 47 - Leon Wright-Jackson rush at Louisiana Tech (TD)
- 46 - C.J. Hawthorne pass from Colt Brennan at UNLV
- 44 - Daniel Libre rush vs. Washington
- 43 - Ryan Grice-Mullen pass from Colt Brennan vs. Washington
- 42 - Ryan Grice-Mullen pass from Colt Brennan vs. New Mexico State (TD)
- 41 - C.J. Hawthorne pass from Colt Brennan vs. Boise State
- 41 - Ryan Grice-Mullen pass from Colt Brennan vs. Fresno State
- 41 - Kealoha Pilares pass from Colt Brennan at UNLV
- 41 - Malcolm Lane pass from Colt Brennan at Idaho (TD)
- 40 - Jason Rivers pass from Colt Brennan vs. Washington (TD)
- 40 - Ryan Mouton interception return at UNLV (TD)
- 40 - Adam Leonard interception return at Idaho (TD)

30 yards or more

- 39 - Ryan Grice-Mullen pass from Colt Brennan at San Jose State
- 38 - C.J. Hawthorne pass from Colt Brennan vs. Boise State (TD)
- 38 - Ryan Grice-Mullen pass from Colt Brennan vs. Utah State, 1st quarter
- 38 - Ryan Grice-Mullen pass from Colt Brennan vs. Utah State, 2nd quarter
- 37 - Malcolm Lane kickoff return vs. Utah State
- 36 - Davone Bess pass from Tyler Graunke vs. Utah State
- 36 - C.J. Hawthorne pass from Tyler Graunke vs. Utah State (TD)
- 35 - C.J. Hawthorne pass from Tyler Graunke vs. Charleston Southern (TD)
- 36 - Adam Leonard interception return vs. Charleston Southern (TD)
- 34 - C.J. Hawthorne pass from Colt Brennan at San Jose State (TD)
- 33 - Leon Wright-Jackson33 rush vs. Fresno State (TD)
- 33 - Gerard Lewis interception return vs. Charleston Southern
- 32 - Aaron Bain pass from Inoke Funaki vs. Charleston Southern
- 31 - Jason Rivers pass from Colt Brennan at Louisiana Tech
- 30 - Davone Bess pass from Tyler Graunke at Nevada
- 30 - Ryan Grice-Mullen pass from Tyler Graunke vs. Utah State
- 30 - Jason Rivers pass from Colt Brennan vs. Northern Colorado (TD)
- 30 - C.J. Hawthorne pass from Colt Brennan vs. Northern Colorado (TD)
- 30 - Ryan Mouton kickoff return vs. Charleston Southern

MORE NUMBERS

OPENING DRIVES

Opponent	Result (Plays-Yds-TOP)
No. Colorado	TD (8-80-2:52)
at Louisiana Tech	Punt (3-2-2:07)
at UNLV	Punt (3-9-1:20)
Charleston So.	INT (1-0-0:08)
at Idaho	TD (10-93-3:26)
Utah State	TD (8-81-3:09)
at San Jose State	TD (7-35-1:53)
New Mexico State	INT (1-0-0:10)
Fresno State	TD (3-77-1:26)
at Nevada	FG (11-50-5:33)
Boise State	Punt (3-7-1:02)
Washington	Punt (3-9-00:47)

COIN TOSS

Opponent	Result
No. Colorado	Lost, UNC Deferred
at Louisiana Tech	Lost, LTU Received
at UNLV	Won, UH Received
Charleston Southern	Lost, CSU Received
at Idaho	Lost, UI Received
Utah State	Lost, USU Received
at San Jose State	Lost, SJSU Received
New Mexico State	Won, UH Received
Fresno State	Won, UH Received
at Nevada	Lost, UN Deferred
Boise State	Lost, BSU Received
Washington	Lost, UW Received



2007 HOME GAME STATISTICS

RECORD:	HOME
ALL GAMES	7-0-0
CONFERENCE	4-0-0
NON-CONFERENCE	3-0-0

DATE	OPPONENT	W/L	SCORE	ATTEND
Sept 1, 2007	NORTHERN COLORADO	W	63-6	40,252
Sep 22, 2007	CHARLESTON SOUTHERN	W	66-10	37,723
Oct 6, 2007	UTAH STATE*	W	52-37	36,360
Oct 27, 2007	NEW MEXICO STATE*	W	50-13	41,218
Nov 10, 2007	FRESNO STATE*	W	37-30	49,047
Nov 23, 2007	#17 BOISE STATE*	W	39-27	50,000
Dec 1, 2007	WASHINGTON	W	35-28	50,000

TEAM STATISTICS	HAWAII	OPPONENTS
FIRST DOWNS	186	143
Rushing	29	55
Passing	148	77
Penalty	9	11
RUSHING YARDAGE	610	866
Yards gained rushing	705	1131
Yards lost rushing	95	265
Rushing Attempts	140	274
Average Per Rush	4.4	3.2
Average Per Game	87.1	123.7
TDs Rushing	7	8
PASSING YARDAGE	3140	1565
Att-Comp-Int	331-241-9	239-145-9
Average Per Pass	9.5	6.5
Average Per Catch	13.0	10.8
Average Per Game	448.6	223.6
TDs Passing	34	8
TOTAL OFFENSE	3750	2431
Total Plays	471	513
Average Per Play	8.0	4.7
Average Per Game	535.7	347.3
KICK RETURNS: #-YARDS	30-812	53-1224
PUNT RETURNS: #-YARDS	15-254	8-75
INT RETURNS: #-YARDS	8-202	9-63
FUMBLES-LOST	15-6	19-6
PENALTIES-YARDS	43-436	42-293
PUNTS-AVG	17-37.9	40-40.8
TIME OF POSSESSION/GAME	26:15	33:45
3RD-DOWN CONVERSIONS	32/72	28/106
4TH-DOWN CONVERSIONS	7/9	10/18

SCORE BY QUARTERS	1st	2nd	3rd	4th	OT	Total
Hawai'i	89	102	89	62		342
Opponents	52	35	34	30		151

RUSHING	GP	Att	Gain	Loss	Net	Avg	TD	Long	Avg/G
Kealoha Pilaes	6	27	164	1	163	6.0	2	16	27.2
Daniel Libre	2	16	152	9	143	8.9	0	44	71.5
Leon Wright-Jackson	5	16	128	2	126	7.9	1	33	25.2
Colt Brennan	6	33	92	35	57	1.7	2	12	9.5
Inoke Funaki	3	9	61	12	49	5.4	0	20	16.3
David Farmer	7	8	36	0	36	4.5	0	14	5.1
Tyler Graunke	4	9	32	12	20	2.2	2	20	5.0
Jason Laumoli	4	5	21	2	19	3.8	0	15	4.8
Mario Cox	3	2	9	0	9	4.5	0	6	3.0
Alonzo Chopp	2	3	5	2	3	1.0	0	5	1.5
Ryan Grice-Mullen	7	2	5	3	2	1.0	0	5	0.3
TEAM	7	140	705	95	610	4.4	7	44	87.1
Total.....	7	140	705	95	610	4.4	7	44	87.1
Opponents.....	7	274	1131	265	866	3.2	8	50	123.7

PASSING	G	Effic	Att-Cmp-Int	Pct	Yds	TD	Lng	Avg/G
Colt Brennan	6	184.79	192-253-4	75.9	2393	25	67	398.8
Tyler Graunke	4	158.93	39-63-5	61.9	611	6	72	152.8
Inoke Funaki	3	208.83	10-15-0	66.7	136	3	32	45.3
Total.....	7	180.95	241-331-9	72.8	3140	34	72	448.6
Opponents.....	7	119.19	145-239-9	60.7	1565	8	77	223.6

RECEIVING	G	No.	Yds	Avg	TD	Long	Avg/G
Ryan Grice-Mullen	7	56	787	14.1	6	43	112.4
Davone Bess	7	50	607	12.1	9	48	86.7
Jason Rivers	7	47	695	14.8	9	72	99.3
C.J. Hawthorne	7	30	407	13.6	5	41	58.1
Kealoha Pilaes	6	16	143	8.9	1	19	23.8
Malcolm Lane	7	8	119	14.9	0	27	17.0
Leon Wright-Jackson	5	8	87	10.9	0	26	17.4
Daniel Libre	2	6	61	10.2	0	17	30.5
David Farmer	7	5	62	12.4	1	20	8.9
Aaron Bain	4	4	61	15.2	1	32	15.2
Greg Salas	3	3	35	11.7	1	24	11.7
Michael Washington	4	2	32	16.0	1	19	8.0
Alonzo Chopp	2	2	21	10.5	0	13	10.5
Mario Cox	3	2	15	7.5	0	10	5.0
Medeiros, J.	1	1	7	7.0	0	7	7.0
Tyler Graunke	4	1	1	1.0	0	1	0.2
Total.....	7	241	3140	13.0	34	72	448.6
Opponents.....	7	145	1565	10.8	8	77	223.6

FIELD GOALS	FGM-FGA	Pct	01-19	20-29	30-39	40-49	50-99	Lg	Blk
Dan Kelly	6-8	75.0	0-0	4-4	0-0	0-2	2-2	54	0

----- PATs -----									
SCORING	TD	FGs	Kick	Rush	Rcv	Pass	DXP	Saf	Points
Dan Kelly	0	6-8	42-46	0-0	0	0-0	0	0	60
Davone Bess	9	0-0	0-0	0-0	0	0-0	0	0	54
Jason Rivers	9	0-0	0-0	0-0	0	0-0	0	0	54
Ryan Grice-Mullen	6	0-0	0-0	0-0	0	0-0	0	0	36
C.J. Hawthorne	5	0-0	0-0	0-0	0	0-0	0	0	30
Kealoha Pilaes	3	0-0	0-0	0-0	0	0-0	0	0	18
Colt Brennan	2	0-0	0-0	0-0	0	0-1	0	0	12
Michael Washington	2	0-0	0-0	0-0	0	0-0	0	0	12
Malcolm Lane	2	0-0	0-0	0-0	0	0-0	0	0	12
Tyler Graunke	2	0-0	0-0	0-0	0	0-0	0	0	12
Leon Wright-Jackson	1	0-0	0-0	0-0	0	0-0	0	0	6
David Farmer	1	0-0	0-0	0-0	0	0-0	0	0	6
JoPierre Davis	1	0-0	0-0	0-0	0	0-0	0	0	6
Aaron Bain	1	0-0	0-0	0-0	0	0-0	0	0	6
Greg Salas	1	0-0	0-0	0-0	0	0-0	0	0	6
Adam Leonard	1	0-0	0-0	0-0	0	0-0	0	0	6
Ryan Mouton	1	0-0	0-0	0-0	0	0-0	0	0	6
Total.....	47	6-8	42-46	0-0	0	0-1	0	0	342
Opponents.....	18	9-11	16-18	0-0	0	0-0	0	0	151

INTERCEPTIONS	No.	Yds	Avg	TD	Long
Adam Leonard	2	49	24.5	1	36
Jacob Patek	1	17	17.0	0	17
JoPierre Davis	1	57	57.0	1	57
Keao Monteilh	1	0	0.0	0	0
Gerard Lewis	1	33	33.0	0	33
Desmond Thomas	1	27	27.0	0	27
Ryan Mouton	1	19	19.0	0	19
Total.....	8	202	25.2	2	57
Opponents.....	9	63	7.0	0	21

PUNTING	No.	Yds	Avg	Long	TB	FC	I20	Blkd
Tim Grasso	17	644	37.9	51	0	6	5	0
Total.....	17	644	37.9	51	0	6	5	0
Opponents.....	40	1634	40.8	71	2	6	11	0



PUNT RETURNS	No.	Yds	Avg.	TD	Long
Davone Bess	10	123	12.3	0	19
Michael Washington	4	102	25.5	1	80
<u>Myron Newberry</u>	<u>1</u>	<u>29</u>	<u>29.0</u>	<u>0</u>	<u>29</u>
Total.....	15	254	16.9	1	80
Opponents.....	8	75	9.4	0	34

KICK RETURNS	No.	Yds	Avg	TD	Long
Malcolm Lane	13	446	34.3	2	94
Michael Washington	5	65	13.0	0	26
Keenan Jones	5	99	19.8	0	24
Ryan Mouton	4	168	42.0	1	90
Tyson Kafentzis	1	10	10.0	0	10
Spencer Smith	1	10	10.0	0	10
<u>Timo Paepule</u>	<u>1</u>	<u>14</u>	<u>14.0</u>	<u>0</u>	<u>14</u>
Total.....	30	812	27.1	3	94
Opponents.....	53	1224	23.1	2	100

TOTAL OFFENSE	G	Plays	Rush	Pass	Total	Avg/G
Colt Brennan	6	286	57	2393	2450	408.3
Tyler Graunke	4	72	20	611	631	157.8
Inoke Funaki	3	24	49	136	185	61.7
Kealoha Pilares	6	27	163	0	163	27.2
Daniel Libre	2	16	143	0	143	71.5
Leon Wright-Jackson	5	16	126	0	126	25.2
David Farmer	7	8	36	0	36	5.1
Jason Laumoli	4	5	19	0	19	4.8
Mario Cox	3	2	9	0	9	3.0
Alonzo Chopp	2	3	3	0	3	1.5
<u>Ryan Grice-Mullen</u>	<u>7</u>	<u>2</u>	<u>2</u>	<u>0</u>	<u>2</u>	<u>0.3</u>
Total.....	7	471	610	3140	3750	535.7
Opponents.....	7	513	866	1565	2431	347.3

ALL PURPOSE	G	Rush	Rec	PR	KOR	IR	Tot	Avg
Ryan Grice-Mullen	7	2	787	0	0	0	789	112.7
Davone Bess	7	0	607	123	0	0	730	104.3
Jason Rivers	7	0	695	0	0	0	695	99.3
Malcolm Lane	7	0	119	0	446	0	565	80.7
C.J. Hawthorne	7	0	407	0	0	0	407	58.1
Kealoha Pilares	6	163	143	0	0	0	306	51.0
Leon Wright-Jackson	5	126	87	0	0	0	213	42.6
Daniel Libre	2	143	61	0	0	0	204	102.0
Michael Washington	4	0	32	102	65	0	199	49.8
Ryan Mouton	6	0	0	0	168	19	187	31.2
Keenan Jones	7	0	0	0	99	0	99	14.1
David Farmer	7	36	62	0	0	0	98	14.0
Aaron Bain	4	0	61	0	0	0	61	15.2
Colt Brennan	6	57	0	0	0	0	57	9.5
JoPierre Davis	6	0	0	0	0	57	57	9.5
Adam Leonard	7	0	0	0	0	49	49	7.0
Inoke Funaki	3	49	0	0	0	0	49	16.3
Greg Salas	3	0	35	0	0	0	35	11.7
Gerard Lewis	7	0	0	0	0	33	33	4.7
Myron Newberry	7	0	0	29	0	0	29	4.1
Desmond Thomas	7	0	0	0	0	27	27	3.9
Mario Cox	3	9	15	0	0	0	24	8.0
Alonzo Chopp	2	3	21	0	0	0	24	12.0
Tyler Graunke	4	20	1	0	0	0	21	5.2
Jason Laumoli	4	19	0	0	0	0	19	4.8
Jacob Patek	7	0	0	0	0	17	17	2.4
Timo Paepule	7	0	0	0	14	0	14	2.0
Spencer Smith	6	0	0	0	10	0	10	1.7
Tyson Kafentzis	5	0	0	0	10	0	10	2.0
<u>Medeiros, J.</u>	<u>1</u>	<u>0</u>	<u>7</u>	<u>0</u>	<u>0</u>	<u>0</u>	<u>7</u>	<u>7.0</u>
Total.....	7	610	3140	254	812	202	5018	716.9
Opponents.....	7	866	1565	75	1224	63	3793	541.9

DEFENSIVE LEADERS	GP-GS	SOLO	AST	TOTAL	TFL/YDS	NO-YARDS	INT-YDS	BRUP	QBH	RCV-YDS	FF	KICK	SAF
17 Solomon Elimimian	7	42	40	82	6.5-17	0.5-7	.	3	1
44 Adam Leonard	7	24	24	48	5.5-15	1.0-2	2-49	2	5	.	1	.	.
31 Jacob Patek	7	22	13	35	4.5-32	2.0-22	1-17	2	3	1-9	.	.	.
23 Gerard Lewis	7	26	4	30	0.5-1	.	1-33	4	.	1-0	.	.	.
24 Desmond Thomas	7	22	8	30	0.5-1	.	1-27	2
43 Brad Kalilimoku	7	23	6	29	7.0-33	3.0-18	.	1	2
3 Myron Newberry	7	21	7	28	1.0-7	1.0-7	.	5	.	1--5	.	.	.
27 Ryan Mouton	6	14	5	19	3.0-30	1.0-4	1-19	5	1	.	1	.	.
10 Timo Paepule	7	13	3	16	2.5-7	.	.	1	1	.	1	.	.
53 Blaze Soares	5	11	5	16	5.0-23	2.0-11	.	.	1
54 Amani Purcell	7	7	9	16	3.5-11	2.0-8	.	2	5	.	1	.	.
12 Karl Noa	7	9	6	15	3.5-25	2.5-22	.	1	4	.	1	.	.
58 John Fonoti	6	11	4	15	1.0-12	1.0-12	.	1	1	.	1	.	.
96 Fale Laeli	7	12	3	15	3.0-11	1.0-8	.	.	3
94 David Veikune	7	11	4	15	5.5-15	4.0-13	.	.	1
98 Francis Maka	4	9	3	12	1.0-1	1.0-1	.	.	1
93 Keala Watson	7	8	3	11	0.5-1	.	.	1	1	.	1	.	.
67 Michael Lafaele	6	8	1	9	2.0-3	1-0	.	.	.
18 Guyton Galdeira	7	8	1	9	1.0-2
19 Erik Robinson	5	9	.	9	1
99 Joshua Leonard	7	4	3	7	2.0-8	2.0-8	.	.	3	2-0	.	1	.
9 Ryan Keomaka	6	5	2	7
97 Siave Seti	7	1	5	6	1.0-5	.	.	1	2
26 Micah Lau	7	6	.	6	1.0-5
33 C.J. Allen-Jones	4	4	1	5
16 JoPierre Davis	6	4	1	5	.	.	1-57
29 Keenan Jones	7	5	.	5	1	.
52 Rustin Saole	6	2	2	4
59 R.J. Kiesel-Kauhane	7	3	1	4	.	.	.	1
2 C.J. Hawthorne	7	4	.	4
13 Brashton Satele	6	3	1	4
35 Keao Monteilh	4	2	2	4	1.0-2	.	1-0	2	.	.	1	.	.
4A Spencer Smith	6	4	.	4
30 Dane Porlas	7	2	1	3
48 David Farmer	7	2	1	3



2007 AWAY GAME STATISTICS

RECORD: AWAY

ALL GAMES	5-0-0
CONFERENCE	4-0-0
NON-CONFERENCE	1-0-0

DATE	OPPONENT	W/L	SCORE	ATTEND
Sep 08, 2007	at Louisiana Tech*	W (OT)	45-44	22135
Sep 15, 2007	at UNLV	W	49-14	38125
Sep 29, 2007	at University of Idaho*	W	48-20	13807
Oct 12, 2007	at San Jose State*	W (OT)	42-35	20473
Nov 16, 2007	at Nevada*	W	28-26	22437

TEAM STATISTICS

	HAWAII	OPPONENTS
FIRST DOWNS	141	100
Rushing	24	40
Passing	104	52
Penalty	13	8
RUSHING YARDAGE	339	714
Yards gained rushing	478	868
Yards lost rushing	139	154
Rushing Attempts	121	186
Average Per Rush	2.8	3.8
Average Per Game	67.8	142.8
TDs Rushing	9	9
PASSING YARDAGE	2262	1042
Att-Comp-Int	275-183-10	188-100-10
Average Per Pass	8.2	5.5
Average Per Catch	12.4	10.4
Average Per Game	452.4	208.4
TDs Passing	16	7
TOTAL OFFENSE	2601	1756
Total Plays	396	374
Average Per Play	6.6	4.7
Average Per Game	520.2	351.2
KICK RETURNS: #-YARDS	24-495	32-748
PUNT RETURNS: #-YARDS	7-49	6-175
INT RETURNS: #-YARDS	10-219	10-164
FUMBLES-LOST	12-4	6-3
PENALTIES-YARDS	37-335	32-334
PUNTS-AVG	15-42.9	28-40.7
TIME OF POSSESSION/GAME	29:55	30:24
3RD-DOWN CONVERSIONS	36/69	25/79
4TH-DOWN CONVERSIONS	2/9	8/12

SCORE BY QUARTERS

	1st	2nd	3rd	4th	OT	Total
Hawaii	40	69	49	40	14	212
Opponents	28	27	41	37	6	139

RUSHING

	GP	Att	Gain	Loss	Net	Avg	TD	Long	Avg/G
Kealoha Pilares	4	34	209	10	199	5.9	1	29	49.8
Leon Wright-Jackson	4	17	97	4	93	5.5	1	47	23.2
Daniel Libre	1	6	40	0	40	6.7	0	19	40.0
Inoke Funaki	2	2	10	0	10	5.0	0	6	5.0
Colt Brennan	5	40	85	77	8	0.2	6	8	1.6
David Farmer	5	5	7	2	5	1.0	0	5	1.0
Mario Cox	2	2	1	1	0	0.0	0	1	0.0
Desmond Thomas	5	1	0	3	-3	-3.0	0	0	-0.6
TEAM	4	2	0	4	-4	-2.0	0	0	-1.0
Tyler Graunke	3	12	29	38	-9	-0.8	1	18	-3.0
Total.....	5	121	478	139	339	2.8	9	47	67.8
Opponents.....	5	186	868	154	714	3.8	9	31	142.8

PASSING

	G	Effic	Att-Comp-Int	Pct	Yds	TD	Lng	Avg/G
Colt Brennan	5	144.98	145-219-10	66.2	1781	13	64	356.2
Tyler Graunke	3	160.55	38-55-0	69.1	481	3	81	160.3
TEAM	4	0.00	0-1-0	0.0	0	0	0	0.0
Total.....	5	147.57	183-275-10	66.5	2262	16	81	452.4
Opponents.....	5	101.40	100-188-10	53.2	1042	7	68	208.4

RECEIVING

	G	No.	Yds	Avg	TD	Long	Avg/G
Davone Bess	5	51	606	11.9	3	30	121.2
Ryan Grice-Mullen	5	44	548	12.5	6	64	109.6
Jason Rivers	4	35	374	10.7	4	47	93.5
C.J. Hawthorne	5	27	379	14.0	1	53	75.8
Kealoha Pilares	4	8	98	12.2	0	41	24.5
Leon Wright-Jackson	4	8	59	7.4	0	21	14.8
Malcolm Lane	5	6	151	25.2	2	81	30.2
David Farmer	5	2	16	8.0	0	8	3.2
Michael Washington	4	1	19	19.0	0	19	4.8
Aaron Bain	4	1	12	12.0	0	12	3.0
Total.....	5	183	2262	12.4	16	81	452.4
Opponents.....	5	100	1042	10.4	7	68	208.4

FIELD GOALS

	FGM-FGA	Pct	01-19	20-29	30-39	40-49	50-99	Lg	Blk
Dan Kelly	5-8	62.5	0-0	1-1	1-1	3-6	0-0	49	1

----- PATs -----

SCORING

	TD	FGs	Kick	Rush	Rcv	Pass	DXP	Saf	Points
Dan Kelly	0	5-8	27-27	0-0	0	0-0	0	0	42
Ryan Grice-Mullen	6	0-0	0-0	0-0	0	0-0	0	0	36
Colt Brennan	6	0-0	0-0	0-0	0	0-0	0	0	36
Jason Rivers	4	0-0	0-0	0-0	0	0-0	0	0	24
Davone Bess	3	0-0	0-0	0-0	0	0-0	0	0	18
Malcolm Lane	2	0-0	0-0	0-0	0	0-0	0	0	12
C.J. Hawthorne	1	0-0	0-0	0-0	0	0-0	0	0	6
Myron Newberry	1	0-0	0-0	0-0	0	0-0	0	0	6
Kealoha Pilares	1	0-0	0-0	0-0	0	0-0	0	0	6
Leon Wright-Jackson	1	0-0	0-0	0-0	0	0-0	0	0	6
Tyler Graunke	1	0-0	0-0	0-0	0	0-1	0	0	6
Adam Leonard	1	0-0	0-0	0-0	0	0-0	0	0	6
Ryan Mouton	1	0-0	0-0	0-0	0	0-0	0	0	6
David Veikune	0	0-0	0-0	0-0	0	0-0	0	1	2
Total.....	28	5-8	27-27	0-0	0	0-1	0	1	212
Opponents.....	18	5-8	16-16	0-0	0	0-2	0	0	139

INTERCEPTIONS

	No.	Yds	Avg	TD	Long
Myron Newberry	4	98	24.5	1	76
Adam Leonard	2	68	34.0	1	40
Keao Monteilh	1	13	13.0	0	13
Gerard Lewis	1	0	0.0	0	0
Ryan Mouton	1	40	40.0	1	40
Jacob Patek	1	0	0.0	0	0
Total.....	10	219	21.9	3	76
Opponents.....	10	164	16.4	1	69

PUNTING

	No.	Yds	Avg	Long	TB	FC	I20	Blkd
Tim Grasso	15	644	42.9	51	1	3	5	0
Total.....	15	644	42.9	51	1	3	5	0
Opponents.....	28	1140	40.7	54	2	5	14	0



PUNT RETURNS	No.	Yds	Avg.	TD	Long
Davone Bess	6	46	7.7	0	17
Myron Newberry	1	3	3.0	0	3
Total.....	7	49	7.0	0	17
Opponents.....	6	175	29.2	1	84

KICK RETURNS	No.	Yds	Avg	TD	Long
Malcolm Lane	8	191	23.9	0	43
Ryan Mouton	7	164	23.4	0	29
Michael Washington	4	72	18.0	0	28
Brashton Satele	3	41	13.7	0	21
Keenan Jones	1	27	27.0	0	27
Erik Robinson	1	0	0.0	0	0
Total.....	24	495	20.6	0	43
Opponents.....	32	748	23.4	0	50

TOTAL OFFENSE	G	Plays	Rush	Pass	Total	Avg/G
Colt Brennan	5	259	8	1781	1789	357.8
Tyler Graunke	3	67	-9	481	472	157.3
Kealoha Pilares	4	34	199	0	199	49.8
Leon Wright-Jackson	4	17	93	0	93	23.2
Daniel Libre	1	6	40	0	40	40.0
Inoke Funaki	2	2	10	0	10	5.0
David Farmer	5	5	5	0	5	1.0
Total.....	5	396	339	2262	2601	520.2
Opponents.....	5	374	714	1042	1756	351.2

ALL PURPOSE	G	Rush	Rec	PR	KOR	IR	Tot	Avg
Davone Bess	5	0	606	46	0	0	652	130.4
Ryan Grice-Mullen	5	0	548	0	0	0	548	109.6
C.J. Hawthorne	5	0	379	0	0	0	379	75.8
Jason Rivers	4	0	374	0	0	0	374	93.5
Malcolm Lane	5	0	151	0	191	0	342	68.4
Kealoha Pilares	4	199	98	0	0	0	297	74.2
Ryan Mouton	4	0	0	0	164	40	204	51.0
Leon Wright-Jackson	4	93	59	0	0	0	152	38.0
Myron Newberry	5	0	0	3	0	98	101	20.2
Michael Washington	4	0	19	0	72	0	91	22.8
Adam Leonard	5	0	0	0	0	68	68	13.6
Brashton Satele	5	0	0	0	41	0	41	8.2
Daniel Libre	1	40	0	0	0	0	40	40.0
Keenan Jones	3	0	0	0	27	0	27	9.0
David Farmer	5	5	16	0	0	0	21	4.2
Keao Monteilh	4	0	0	0	0	13	13	3.2
Aaron Bain	4	0	12	0	0	0	12	3.0
Inoke Funaki	2	10	0	0	0	0	10	5.0
Colt Brennan	5	8	0	0	0	0	8	1.6
Total.....	5	339	2262	49	495	219	3364	672.8
Opponents.....	5	714	1042	175	748	164	2843	568.6

DEFENSIVE LEADERS	GP-GS	-----TACKLES-----				[-SACKS-]	-----PASS DEF-----			[--FUMBLES--]		BLKD	
		SOLO	AST	TOTAL	TFL/YDS	NO-YARDS	INT-YDS	BRUP	QBH	RCV-YDS	FF	KICK	SAF
44 Adam Leonard	5	26	26	52	6.0-29	1.0-19	2-68	2	1	1-0	.	.	.
17 Solomon Elimimian	5	23	27	50	4.5-18	1.0-11	.	.	1
31 Jacob Patek	5	9	24	33	1.0-3	.	1-0	1	1	.	1	.	.
24 Desmond Thomas	5	15	11	26	2.0-3	.	.	2
12 Karl Noa	5	10	14	24	5.0-21	2.0-12	.	1	1
3 Myron Newberry	5	10	13	23	.	.	4-98	3
94 David Veikune	5	10	8	18	3.0-6	3.0-6	1
23 Gerard Lewis	5	10	8	18	0.5-2	.	1-0
43 Brad Kalilimoku	5	10	7	17	1.5-1	.	.	1
35 Keao Monteilh	4	7	8	15	0.5-1	.	1-13	1
54 Amani Purcell	5	4	7	11	1.5-11	1.0-10
67 Michael Lafaele	5	4	7	11	1.5-5	0.5-4	1	.	.
96 Fale Laeli	5	3	6	9	3.5-14	1.5-9
58 John Fonoti	4	5	3	8	2.5-15	2.0-14	.	1	.	.	1	.	.
52 Rustin Saole	4	4	3	7
53 Blaze Soares	3	4	2	6	1.0-2	.	.	.	2
98 Francis Maka	4	3	2	5	1.0-7
99 Joshua Leonard	5	4	1	5	0.5-2	0.5-2	.	.	.	1-0	.	.	.
93 Keala Watson	5	4	1	5	1.0-3	1-0	1	.	.
10 Timo Paepule	5	3	2	5
27 Ryan Mouton	4	2	3	5	.	.	1-40	2
26 Micah Lau	4	4	.	4	1.0-13	1.0-13
86 Dan Kelly	5	3	1	4
18 Guyton Galdeira	5	1	3	4
30 Dane Porlas	5	2	1	3
4A Spencer Smith	3	3	.	3
2 C.J. Hawthorne	5	2	1	3
16 JoPierre Davis	4	2	1	3
62 Keith AhSoon	5	2	.	2
33 C.J. Allen-Jones	2	1	1	2	1.0-2
28 Erik Pedersen	1	1	1	2
1 Ryan Grice-Mullen	5	2	.	2
97 Siave Seti	5	1	1	2
8 Tyson Kafentzis	4	.	1	1
6A Viliami Nauahi	2	.	1	1
49 Tim Grasso	5	.	1	1
47 Joshua Rice	2	.	1	1
59 R.J. Kiesel-Kauhane	5	1	.	1
92 Rocky Savaiigaea	5	.	1	1	0.5-3	0.5-3
19 Erik Robinson	3	.	1	1
29 Keenan Jones	3	1	.	1
13 Brashton Satele	5	.	1	1
21 Kealoha Pilares	4	1	.	1



A game ended in a tie...

Nov. 26, 1994, 32-32 (Missouri)

UH won at home...

Dec. 1, 2007, 35-28 (Washington)

UH won a WAC game at home...

Nov. 23, 2007, 39-27 (Boise State)

UH won a non-conference game at home...

Dec. 1, 2007, 35-28 (Washington)

UH won a Division I-A non-conference game at home...

Dec. 24, 2006, 41-24 (Arizona State)

UH won on the road...

Nov. 16, 2007, 28-26 (Nevada)

UH won a WAC game on the road...

Nov. 16, 2007, 28-26 (Nevada)

UH won a non-conference game on the road...

Sept. 15, 2007, 49-14 (at UNLV)

UH did not score a touchdown...

Oct. 29, 2004 at Boise State (3-69)

UH did not score a touchdown in a half...

Dec. 24, 2006 vs. Arizona State (1st)

UH beat a ranked team...

Nov. 23, 2007, 39-27 (Boise St., 17th)

A shutout was recorded...

UH: at Idaho (24-0), Sept. 24, 2005
OPP: SMU (0-28), Oct. 3, 1998

UH won an overtime game...

Oct. 12, 2007, 42-35 OT (at San Jose State)

UH lost an overtime game...

Sept. 4, 2004, 28-35, vs. Florida Atlantic (OT)

A player scored three TDs in a game...

UH: Ryan Grice-Mullen, 3 vs. New Mexico State, Oct. 27, 2007
OPP: Wendell Mathis, 3, (Fresno State), Oct. 29, 2005

A player scored four TDs in a game...

UH: Jason Rivers, 4 vs. Washington, Dec. 1, 2007
OPP: Jared Zabransky, 4, (Boise State), Oct. 29, 2004

A player scored five or more TDs in a game...

UH: Chad Owens, 5 vs. Northwestern, Nov. 27, 2004
OPP: Marshall Faulk (San Diego State), Oct. 5, 1991

A kickoff was returned for a TD...

UH: Malcolm Lane vs. Utah State, 87 yards, Oct. 6, 2007
OPP: Kevin Robinson (Utah State), 100 yards, Oct. 6, 2007

A punt was returned for a TD...

UH: Michael Washington vs. Northern Colorado, 80 yards, Sept. 1, 2007
OPP: Quinton Jones (Boise State), 92 yards, Oct. 1, 2005

A player returned two kicks TDs...

UH: Chad Owens vs. BYU (PR-74, KOR 100), Dec. 8, 2001
OPP: Never

A punt was blocked...

UH: C.J. Allen-Jones (vs. Nevada), Oct. 7, 2006
OPP: T.J. Jones (Northwestern), Nov. 27, 2004

Blocked punt returned for a TD...

UH: Keith Bhonapha (at SMU), Oct. 6, 2001
OPP: T.J. Jones (Northwestern), Nov. 27, 2004

A field goal was blocked...

UH: Leonard Peters at Louisiana Tech, Oct. 18, 2003
OPP: Dominique Faust (La Tech), Sept. 8, 2007

A PAT was blocked...

UH: Keenan Jones vs. Northern Colorado, Sept. 1, 2007
OPP: Orlando Scandrick (Boise State), Nov. 23, 2007

An interception was returned for a TD...

UH: JoPierre Davis vs. New Mexico State, Oct. 27, 2007
OPP: Marty Tadman (Boise State), 40 yards, Oct. 1, 2005

A fumble was returned for a touchdown...

UH: Adam Leonard at NMSU, 20 yards, Oct. 21, 2006
OPP: Terry Holley (Rice), 0 yards, Sept. 27, 2003

A safety was recorded...

UH: at Nevada, Nov. 16, 2007
OPP: by Alabama, Sept. 2, 2006

A player scored on a 2-point conversion...

UH: Ryan Grice-Mullen from Colt Brennan vs. Purdue, Nov. 25, 2006
OPP: Orlando Scandrick (defensive PAT return), Boise State, Sept. 23, 2006

A team rushed for less than 100 yards in a game...

UH: 96 vs. Washington, Dec. 1, 2007
OPP: 72 by Charleston Southern, Sept. 22, 2007

Two teams rushed for less than 100 yards in a game...

New Mexico State (77) and Hawai'i (67), Oct. 27, 2007

A team rushed for 300 or more yards in a game...

UH: 350 vs. UNLV, Oct. 19, 1996
OPP: 327 by Louisiana Tech, Oct. 8, 2005

A team rushed for 400 or more yards in a game...

UH: 436 at UNLV, Sept. 30, 1995
OPP: 503 by Fresno State, Nov. 12, 2004

A team rushed for 500 or more yards in a game...

UH: Never
OPP: 503 by Fresno State, Nov. 12, 2004

A player rushed for more than 50 yards on a carry...

UH: Nate Ilaoa (53) vs. Utah State, Nov. 12, 2005
OPP: Ian Johnson (Boise State), 50 yards, Nov. 23, 2007

A player rushed for 100 yards or more in a game...

UH: Nate Ilaoa (159) vs. Purdue, Nov. 25, 2006
OPP: Louis Rankin (Washington), 145 yards, Dec. 1, 2007

Two players rushed for 100 yards or more in a game...

UH: Johnny Macon (141) and Brett Washington (106) vs. Fresno State, Nov. 4, 1995
OPP: Bryson Sumlin (Fresno State), 220 yards; Wendell Mathis (Fresno State), 176 yards, Nov. 12, 2004

A player rushed for 200 yards or more in a game...

UH: Michael Carter at Wyoming, 214 yards, Aug. 31, 1991
OPP: Wendell Mathis (Fresno State), 229 yards, Oct. 29, 2005

A player rushed for 300 yards or more in a game...

UH: Never
OPP: Ron Dayne (Wisconsin), 339 yards, Nov. 30, 1996

A team passed for less than 100 yards in a game...

UH: 33 at UTEP, Oct. 31, 1998
OPP: 57 by Eastern Illinois, Sept. 30, 2004

A team passed for 400 or more yards in a game...

UH: 492 vs. Washington, Dec. 1, 2007
OPP: 421 by San Diego St., Dec. 3, 2005

A team passed for 500 or more yards in a game...

UH: 545 at San Jose State, Oct. 12, 2007
OPP: 507 by San Diego State, Dec. 7, 2002

A pass was completed for 50 yards or more...

UH: Tyler Graunke to C.J. Hawthorne, 53 yards, at Nevada, Nov. 16, 2007
OPP: Leon Jacson to Kevin Robinson (Utah State), 77 yards, Oct. 6, 2007

A player passed for 300 or more yards in a game...

UH: Tyler Graunke at Nevada, Nov. 16, 2007
OPP: Chase Holbrook (NMSU), 323 yards, Oct. 21, 2006

A player passed for 400 or more yards in a game...

UH: Colt Brennan (Washington), 442 yards, Dec. 1, 2007
OPP: Kevin O'Connell (San Diego State), 421 yards, Dec. 3, 2005

A player passed for 500 or more yards in a game...

UH: Colt Brennan at San Jose State, 545 yards, Oct. 12, 2007
OPP: Jeff Graham (Long Beach State), 519 yards, Oct. 29, 1988

A team had 500 or more yards of total offense...

UH: 538 vs. Washington, Dec. 1, 2007
OPP: 515 by Boise State, Sept. 23, 2006

A team had 600 or more yards of total offense...

UH: 601 at San Jose State, Oct. 12, 2007
OPP: 679 by Fresno State, Nov. 12, 2004

Two teams combined for 1,000 or more yards of total offense...

UH (593) at Louisiana Tech (410)
1,003 yards, Sept. 8, 2007

Two teams combined for 1,200 or more yards of total offense...

UH (638) at La. Tech (623)
(1,261 yards), Oct. 18, 2003


GAME 1 • SEPT. 1, 2007
ALOHA STADIUM (40,252)

	1	2	3	4	OT	Final
Northern Colorado	0	0	0	6	-	6
Hawai'i	28	14	7	14	-	63

HONOLULU - Heisman Trophy candidate Colt Brennan threw for 416 yards and six touchdowns as the 23rd-ranked University of Hawai'i football team opened up the 2007 campaign with a 63-6 victory over Northern Colorado at Aloha Stadium.

The Warriors found the end zone early and often tallying 28 points in the first and led 42-0 at the half. UH scored only once in the third quarter on an 80-yard punt return for a TD by Michael Washington.

The Bears finally got on the board with 10:22 remaining in the fourth as quarterback Mike Vlahogeorge took a quarterback draw and scampered five yards for the score. UH's Keenan Jones blocked the point after.

UH's Malcolm Lane then took the ensuing kickoff and sprinted 94 yards to make it 56-6. The UH defense picked off a pass and five plays later QB Inoki Funaki found Greg Salas for a 24-yard scoring strike to go up by 57, 63-6.

Brennan moved into a tie for sixth place on the NCAA career passing TD list with 99, sharing the spot with USC's Matt Leinart. He trails the No. 1 slot occupied by former BYU standout Ty Detmer by 22.

The defense limited the Bear offense to a mere 182 yards of total offense.

Brennan was on fire in the first half, setting a new school record for completions in the first quarter (19) and half (34). He also broke his own record of passing yards in a half, finishing with 416 yards, 27 more than his previous mark of 389 set in last year's Hawai'i Bowl. Brennan also tied school marks for touchdowns in a quarter (4) and half (6).

SCORING SUMMARY

1st	12:08	HAWAII	Pilares, K 15 yd pass from Brennan, C (Kelly, D kick)
	10:41	HAWAII	Rivers, J 30 yd pass from Brennan, C (Kelly, D kick)
	07:48	HAWAII	Bess, D 5 yd pass from Brennan, C (Kelly, D kick)
	04:24	HAWAII	Hawthorne, CJ 30 yd pass from Brennan, C (Kelly, D kick)
2nd	14:39	HAWAII	Bess, D 2 yd pass from Brennan, C (Kelly, D kick)
	01:49	HAWAII	Grice-Mullen 26 yd pass from Brennan, C (Kelly, D kick)
3rd	13:08	HAWAII	Washington, M 80 yd punt return (Kelly, D kick)
4th	10:22	UNC	Vlahogeorge, M. 5 yd run (Bigelow, Z kick blocked)
	10:08	HAWAII	Lane, M 94 yd kickoff return (Kelly, D kick)
	07:47	HAWAII	Salas, G 24 yd pass from Funaki, I (Kelly, D kick)

TEAM STATISTICS

	UNC	HAWAII
FIRST DOWNS	14	30
RUSHES-YARDS (NET)	34-50	10-37
PASSING YDS (NET)	132	540
Passes Att-Comp-Int	29-18-1	59-45-2
TOTAL OFFENSE PLAYS-YARDS	63-182	69-577
Fumble Returns-Yards	0-0	0-0
Punt Returns-Yards	0-0	2-81
Kickoff Returns-Yards	7-121	1-94
Interception Returns-Yards	2-8	1-0
Punts (Number-Avg)	7-44.7	1-30.0
Fumbles-Lost	7-2	3-0
Penalties-Yards	4-18	4-50
Possession Time	31:59	28:01
Third-Down Conversions	3 of 15	2 of 9
Fourth-Down Conversions	0 of 2	3 of 4
Red-Zone Scores-Chances	1-2	3-5
Sacks By: Number-Yards	0-0	1-3

INDIVIDUAL LEADERS

RUSHING: UNCO-Woods 12-27; Wilson 9-23; Vlahogeorge 4-12; Muns 3-5; Breazeale 5-3; Team 1-minus 20. UH-Brennan 3-23; Graunke 2-22; Chopp 1-0; Laumoli 1-minus 1; TEAM 1-minus 2; Funaki 2-minus 5.

PASSING: UNCO-Breazeale 9-16-1-62; Vlahogeorge 9-13-0-70. UH-Brennan 34-40-0-416; Graunke 7-15-2-66; Funaki 4-4-0-58.

RECEIVING: UNCO-Birkel 6-49; Chesla 3-20; Fauver 3-19; Wright 2-14; Muns 1-15; Sewell 1-6; Freismuth 1-5; Edwards 1-4. UH-Grice-Mullen 9-130; Pilares 7-64; Bess 7-54; Rivers 5-101; Hawthorne 4-35; Wright-Jackson 2-32; Salas 2-26; Chopp 2-21; Cox 2-15; Lane 1-21; Bain 1-20; Washington 1-13; Medeiros 1-7; Graunke 1-1.

INTERCEPTIONS: UNCO-Stemo 1-8; Hewitt 1-0. Hawai'i-None.

GAME 2 • SEPT. 8, 2007
JOE ALLIET STADIUM (22,135)

	1	2	3	4	OT	Final
Hawai'i	7	7	14	10	7	45
Louisiana Tech	14	7	10	7	6	44

RUSTON, La. - Gerard Lewis batted down a two-point conversion to preserve a thrilling come-from-behind victory for the 20th ranked University of Hawai'i as the Warriors edged Louisiana Tech, 45-44, in overtime, in the Western Athletic Conference season opener for both teams in front of 22,135 at Joe Aillet Stadium.

Jason Rivers' 6-yard reception and Dan Kelly's extra-point kick proved to be just enough. Tech took their opening possession and countered with Dustin Mitchell going in from two yards out. Then the Bulldogs went for the win, but Lewis knocked down the 2-point pass attempt.

The Bulldogs went up 14-0 in the first quarter, but the Warriors got even on Leon Wright-Jackson's 47-yard run and Brennan's 1-yard plunge. Tech took a 21-14 lead into the half.

The Warriors struck first in the third quarter as Brennan found Ryan Grice-Mullen all alone for a 64-yard scoring strike.

Tech reclaimed the lead in the third on a 42-yard field goal by Danny Horwedel.

UH took its first lead of the game with 2:04 remaining in the third when

Brennan connected with Grice-Mullen on a 17-yard pass.

Tech took advantage of a fumble and drove 33 yards, capped by a 3-yard touchdown pass, 31-28. The Warriors went up, 35-31, on a Brennan 19-yard scoring strike to Davone Bess with 8:35 left in the game.

Tech's Dennis Morris scored from a yard out to give the Bulldogs a 38-35 lead.

UH's Kelly connected a 49-yard field goal with 1:34 left to send it to overtime.

SCORING SUMMARY

1st	10:31	LTU	Jackson, P. 2 yd run (Horwedel, D kick)
	04:03	LTU	Jackson, P. 16 yd run (Horwedel, D kick)
	01:43	HAWAII	Wright-Jackson, L. 47 yd run (Kelly, D kick)
2nd	10:11	HAWAII	Brennan, C. 3 yd run (Kelly, D kick)
	05:14	LTU	Porter, D. 18 yd run (Horwedel, D kick)
3rd	09:47	HAWAII	Grice-Mullen, R. 64 yd pass from Brennan, C (Kelly, D kick)
	06:03	LTU	Horwedel, D. 42 yd field goal
	02:04	HAWAII	Grice-Mullen 17 yd pass from Brennan, C (Kelly, D kick)
	00:48	LTU	Wheeler, J. 3 yd pass from Champion, Z (Horwedel, D kick)
4th	08:35	HAWAII	Bess, D. 19 yd pass from Brennan, C (Kelly, D kick)
	03:01	LTU	Morris, D. 1 yd run (Horwedel, D kick)
	01:34	HAWAII	Kelly, D. 49 yd field goal
OT	15:00	HAWAII	Rivers, J. 6 yd pass from Brennan, C (Kelly, D kick)
	15:00	LTU	Mitchell, D. 2 yd pass from Champion, Z (pass failed)

TEAM STATISTICS

	LTU	HAWAII
FIRST DOWNS	24	32
RUSHES-YARDS (NET)	223	45
PASSING YDS (NET)	187	548
Passes Att-Comp-Int	36-23-0	61-43-1
TOTAL OFFENSE PLAYS-YARDS	85-410	81-593
Fumble Returns-Yards	1-5	0-0
Punt Returns-Yards	0-0	0-0
Kickoff Returns-Yards	7-163	7-139
Interception Returns-Yards	1-16	0-0
Punts (Number-Avg)	6-44.8	2-51
Fumbles-Lost	1-0	3-2
Penalties-Yards	9-70	10-80
Possession Time	32:46	27:14
Third-Down Conversions	7 of 18	9 of 15
Fourth-Down Conversions	2 of 3	0 of 1
Red-Zone Scores-Chances	5-6	4-4
Sacks By: Number-Yards	4-24	3-29

INDIVIDUAL LEADERS

RUSHING: UH-Wright-Jackson 6-53; Pilares 3-0; Brennan 11-minus 8. LTU-Jackson 23-98; Porter 10-68; Champion 12-22; Morris 2-22; Mosley 2-13.

PASSING: UH-Brennan 43-61-1-548. LTU-Champion 23-36-0-187.

RECEIVING: UH-Rivers 14-176; Bess 10-118; Grice-Mullen 9-162; Hawthorne 6-73; Pilares 3-16; Wright-Jackson 1-3. LTU-Beck 5-40; Anderson 4-41; Jackson 4-31; Wheeler 2-21; Harrison 2-18; Porter 2-11; Mitchell 2-4; Morris 1-15; Jackson 1-6.

INTERCEPTIONS: UH-None. LTU-McBeath 1-16.

GAME 3 • SEPT. 15, 2007 SAM BOYD STADIUM (36,800)

	1	2	3	4	OT	Final
Hawai'i	7	14	21	7	-	49
UNLV	7	0	0	7	-	14

LAS VEGAS, Nev. - The 22nd-ranked University of Hawai'i football team ran its record to 3-0 on the season with a convincing 49-14 victory at UNLV in a non-conference game in front of a sold out Sam Boyd Stadium.

Heisman Trophy candidate Colt Brennan was responsible for five touchdowns - three rushing and two passing. The senior quarterback, who played only the first three quarters, threw for 298 yards, completing 26 of 32 passes. Brennan snapped his 14-game 300+ yard passing streak, dating back to the UNLV match-up a year ago. A crowd of 38,125 witnessed the Rebels (1-2) draw first blood manufacturing a 13-play, 79-yard drive, capped by a 6-yard run by Frank Summers.

UH responded with 42 unanswered points - 21 in the first half - to take a 14-point lead into halftime. The first two scores were 1-yard rushing touchdowns by Brennan. It was the quarterback's first multiple touchdown game on the ground. The third score was a 13-yard TD pass from Brennan to Ryan Grice-Mullen.

The Warriors kept the momentum in the second half. UH took the ball on its opening drive in the third and went 73 yards in seven plays before Brennan ran the option right and plunged over from 3 yards. In the series, Brennan completed an 11-yard pass to Leon Wright-Jackson to give him his 29th consecutive 200+ yard passing game, breaking the NCAA record. The old mark of 28 was held by Texas Tech's Kliff Kingsbury.

Hawai'i added two more scores in the quarter - a 2-yard TD pass from Brennan to Jason Rivers and a 40-yard interception return by Ryan Mouton - to give the Warriors a 42-7 lead heading into the fourth.

UNLV added a late score on a 31-yard touchdown run by Omar Clayton.

UH capped the scoring with its only touchdown in the fourth quarter as Tyler Graunke connected with Malcolm Lane on a 81-yard reception.

SCORING SUMMARY

1st	08:02	UNLV	Summers, F. 6 yd pass from DIXON, T (Aguayo, S. kick)
	02:35	HAWAII	Brennan, C. 1 yd run (Kelly, D. kick)
2nd	13:58	HAWAII	Brennan, C. 1 yd run (Kelly, D. kick)
	09:25	HAWAII	Grice-Mullen, R. 13 yd pass from Brennan, C. (Kelly, D. kick)
3rd	10:42	HAWAII	Brennan, C. 3 yd run (Kelly, D. kick)
	01:27	HAWAII	Rivers, J. 1 yd pass from Brennan, C. (Kelly, D. kick)
	01:10	HAWAII	Mouton, R. 40 yd interception return (Kelly, D. kick)
4th	04:25	UNLV	Clayton, O. 31 yd run (Aguayo, S. kick)
	02:38	HAWAII	Lane, M. 81 yd pass from Graunke, T. (Kelly, D. kick)

TEAM STATISTICS

	UNLV	HAWAII
FIRST DOWNS	23	20
RUSHES-YARDS (NET)	29-96	30-143
PASSING YDS (NET)	396	206
Passes Att-Comp-Int	39-29-0	44-22-1
TOTAL OFFENSE PLAYS-YARDS	68-492	74-349
Fumble Returns-Yards	0-0	0-0
Punt Returns-Yards	3-31	1-6
Kickoff Returns-Yards	3-71	7-152
Interception Returns-Yards	1-40	0-0
Punts (Number-Avg)	2-47.0	5-37.4
Fumbles-Lost	1-0	1-0
Penalties-Yards	12-97	7-98
Possession Time	33:23	28:12
Third-Down Conversions	4 of 9	6 of 17
Fourth-Down Conversions	1 of 3	2 of 4
Red-Zone Scores-Chances	5-5	1-3
Sacks By: Number-Yards	2-15	1-6

INDIVIDUAL LEADERS

RUSHING: UH-K. Pilares 11-62; L. Wright-Jackson 3-19; C. Brennan 9-19; D. Farmer 2-1; M. Cox 2-0; TEAM 1-minus 2; D. Thomas 1-minus 3. UNLV-F. Summers 12-43; T. Dixon 8-41; C. Brogdon 4-36; O. Clayton 3-21; D. Peebles 2-3; L. Bursley Jr. 1-minus 1.

PASSING: UH-C. Brennan 26-32-0-298; T. Graunke 3-7-0-98. UNLV-DIXON, Travis 19-37-1-193; CLAYTON, Omar 3-7-0-13.

RECEIVING: UH-C.J. Hawthorne 9-104; D. Bess 5-49; J. Rivers 5-34; R. Grice-Mullen 4-41; L. Wright-Jackson 3-38; M. Lane 1-81; K. Pilares 1-41; D. Farmer 1-8. UNLV-R. Wolfe 7-47; A. Straiten 5-85; L. Bursley Jr. 2-19; F. Summers 2-14; R. Anthony 1-23; G. Rodriguez 1-9; J. Robinson 1-6; R. Worthen 1-3; R. Paulele 1-1; C. Clair 1-minus 1.

INTERCEPTIONS: UH-R. Mouton 1-40. UNLV-None.

GAME 4 • SEPT. 22, 2007 ALOHA STADIUM (37,723)

	1	2	3	4	OT	Final
Charleston Southern	7	3	0	0	-	10
Hawai'i	7	14	28	17	-	66

HONOLULU - The 18th-ranked University of Hawai'i football team capitalized on a 28-point third quarter to knock off Charleston Southern, 66-10 in a non-conference game in front of 37,723 at Aloha Stadium. The Warriors improved to 4-0 for the first time since the 1988 season.

UH scored on its opening possession when Tyler Graunke connected with C.J. Hawthorne on a 28-yard pass. Graunke got the starting nod when head coach June Jones held out Heisman Trophy candidate Colt Brennan for precautionary reasons. Graunke finished the game, completing 22-of-36 attempts for 285 yards and three scores. The junior had career-highs in completions, attempts, yards, and touchdowns.

The Bucs tied it at 5:14 in the first when Eli Byrd hit Dee Brown on a 57-yard catch-and-run in the first quarter.

UH responded and scored 10 seconds into the second quarter when freshman Kealoha Pilares scooted 16 yards up the middle. The Warriors tacked on another seven late in the quarter as Graunke scrambled six yards for the score. Charleston Southern's Nick Ellis kicked a 48-yard field goal to draw within 21-10 at the half.

It was all UH in the second half as the Warriors reeled off 45 straight points to turn a 11-point halftime lead into a 56-point rout. UH's Ryan Mouton took the second half kickoff 90 yards to the house. One minute later, linebacker Adam Leonard picked off Ellis' pass and returned it 36 yards for the touchdown. Graunke then hit receivers Davone Bess for a 19-yard score and Hawthorne on a 35-yard TD pass to close out the quarter.

UH tacked on 17 more in the fourth quarter behind backup quarterback Inoke Funaki. The sophomore from Kahuku High School hit Aaron Bain for a two-yard scoring reception with 13:16 left in the fourth quarter. Dan Kelly booted a 28-yard field goal at the 8:57 mark and Funaki then hit Michael Washington on a 19-yarder to wrap up the scoring.

SCORING SUMMARY

1st	09:54	HAWAII	C.J. Hawthorne 28 yd pass from T. Graunke (D. Kelly kick),
	05:14	CSU	BROWN, Dee 57 yd pass from BYRD, Eli (ELLIS, Nick kick)
2nd	14:50	HAWAII	K. Pilares 16 yd run (D. Kelly kick)
	03:41	HAWAII	T. Graunke 6 yd run (D. Kelly kick)
	00:16	CSU	ELLIS, Nick 48 yd field goal
3rd	14:48	HAWAII	R. Mouton 90 yd kickoff return (D. Kelly kick)
	13:48	HAWAII	A. Leonard 36 yd interception return (D. Kelly kick)
	08:19	HAWAII	D. Bess 19 yd pass from T. Graunke (D. Kelly kick)
	02:57	HAWAII	C.J. Hawthorne 35 yd pass from T. Graunke (D. Kelly kick)
4th	13:16	HAWAII	A. Bain 2 yd pass from I. Funaki (D. Kelly kick)
	08:57	HAWAII	D. Kelly 28 yd field goal
	04:38	HAWAII	M. Washington 19 yd pass from I. Funaki (D. Kelly kick)

TEAM STATISTICS

	CSU	HAWAII
FIRST DOWNS	15	22
RUSHES-YARDS (NET)	40-72	26-147
PASSING YDS (NET)	239	363
Passes Att-Comp-Int	41-19-3	45-28-2
TOTAL OFFENSE PLAYS-YARDS	81-311	71-510
Fumble Returns-Yards	0-0	1-9
Punt Returns-Yards	1-1	5-56
Kickoff Returns-Yards	10-199	3-149
Interception Returns-Yards	2-21	3-96
Punts (Number-Avg)	9-39.7	3-38.7
Fumbles-Lost	2-1	3-1
Penalties-Yards	9-50	5-45
Possession Time	35:05	24:55
Third-Down Conversions	5 of 20	5 of 13
Fourth-Down Conversions	0 of 2	2 of 2
Red-Zone Scores-Chances	0-1	6-6
Sacks By: Number-Yards	0-0	5-19

INDIVIDUAL LEADERS

RUSHING: CSU-E. Byrd 10-30; A. Ferguson 9-27; D. Moon 9-25; M. Jefferson 2-6; R. Ellington 1-1; D. Brown 2-minus 1; S. Bryant 7-minus 16. UH-K. Pilares 7-45; L. Wright-Jackson 7-40; I. Funaki 3-34; J. Laumoli 2-17; M. Cox 1-6; A. Chopp 2-3; D. Farmer 1-2; T. Graunke 2-1; TEAM 1-minus 1.

PASSING: CSU-E. Byrd 13-31-2-184; S. Bryant 6-10-1-55. UH-T. Graunke 22-36-2-285; I. Funaki 6-9-0-78.

RECEIVING: CSU-D. Brown 4-82; G. Stevenson 3-44; R. Ard 3-28; T. Jones 2-27; A. Ferguson 2-19; K. Krakue 2-18; D. Moon 1-10; K. Matthews 1-6; R. Ellington 1-5. UH-C.J. Hawthorne 5-91; R. Grice-Mullen 5-45; M. Lane 4-54; J. Rivers 3-46; A. Bain 3-41; L. Wright-Jackson 3-22; D. Bess 2-27; M. Washington 1-19; K. Pilares 1-9; G. Salas 1-9.

INTERCEPTIONS: CSU-D. Misher 1-21; J. Warrior 1-0. UH-A. Leonard 1-36; G. Lewis 1-33; D. Thomas 1-27.


GAME 5 • SEPT. 29, 2007
KIBBIE DOME (13,807)

	1	2	3	4	OT	Final
Hawai'i	14	27	7	0	-	48
Idaho	7	3	0	10	-	20

MOSCOW, Idaho - The 17th-ranked University of Hawai'i football team kept its undefeated streak intact with a 48-20 victory over Idaho in front of 13,807 at the Kibbie Dome.

UH ran its record to 5-0 on the season and 2-0 in Western Athletic Conference play. The Vandals fell to 1-4 and 0-1. It is the first time UH had began the season 5-0 since 1981. The win is the ninth WAC win in a row, setting a new school record.

Heisman Trophy candidate Colt Brennan, who sat out last week's win at home against Charleston Southern, threw for 369 yards and three touchdowns on 30-of-45 passing. He also threw five interceptions, tying a school mark. Brennan extended his streak of consecutive games with at least one TD pass to 30 games. He has also thrown two or more TD passes in a game in 22 straight games. In three career games versus Idaho, Brennan has 11 touchdown passes and 1,048 yards passing.

Hawai'i got on the board first as Brennan hooked up with Davone Bess on a 13-yard scoring strike. Idaho tied it at seven on an Eddie Williams 18-yard run. The Warriors then reeled off 31 unanswered points to take control of the game.

With 4:47 left in the first quarter, UH linebacker Adam Leonard picked off a pass and took it to the house. It was Leonard's second straight interception returned for a touchdown in the last two games.

Brennan then connected with Malcolm Lane on a 41-yard touchdown pass. Later in the quarter, Brennan hit Bess with a 24-yard scoring pass. Dan Kelly hit a 39-yard field goal and defensive back Myron Newberry returned an interception 76 yards to give UH a 38-7 lead.

SCORING SUMMARY

1st	10:32	HAWAII	R. Grice-Mullen 13 yd pass from C. Brennan (D. Kelly kick)
	07:10	UI	E. Williams 18 yd run (T. Amancio kick)
	04:47	HAWAII	A. Leonard 40 yd interception return (D. Kelly kick)
2nd	14:07	HAWAII	M. Lane 41 yd pass from C. Brennan (D. Kelly kick)
	10:44	HAWAII	D. Bess 24 yd pass from C. Brennan (D. Kelly kick)
	03:52	HAWAII	D. Kelly 39 yd field goal
	02:42	HAWAII	M. Newberry 76 yd interception return (D. Kelly kick)
	00:36	UI	T. Amancio 50 yd field goal
	00:00	HAWAII	D. Kelly 25 yd field goal
3rd	03:04	HAWAII	C. Brennan 1 yd run (D. Kelly kick)
4th	05:42	UI	T. Amancio 49 yd field goal
	03:21	UI	E. Williams 35 yd pass from N. Enderle (T. Amancio kick)

TEAM STATISTICS

	IDAHO	HAWAII
FIRST DOWNS	31	19
RUSHES-YARDS (NET)	25-91	34-90
PASSING YDS (NET)	394	213
Passes Att-Comp-Int	51-32-5	41-19-5
TOTAL OFFENSE PLAYS-YARDS	76-485	75-303
Fumble Returns-Yards	0-0	0-0
Punt Returns-Yards	1-1	3-60
Kickoff Returns-Yards	3-70	7-168
Interception Returns-Yards	5-151	5-93
Punts (Number-Avg)	3-45.0	7-41.7
Fumbles-Lost	3-1	0-0
Penalties-Yards	5-88	7-94
Possession Time	31:04	28:56
Third-Down Conversions	7 of 13	2 of 15
Fourth-Down Conversions	0 of 0	2 of 3
Red-Zone Scores-Chances	3-5	1-2
Sacks By: Number-Yards	5-43	3-15

INDIVIDUAL LEADERS

RUSHING: UH-K. Pilares 10-85; L. Wright-Jackson 7-20; C. Brennan 5-minus 2; TEAM 1-minus 2; T. Graunke 2-minus 10. UI-D. Jackson 7-47; E. Williams 2-23; J. Bird 10-15; B. Flowers 4-10; B. Nooy 3-6; N. Enderle 8-minus 11.

PASSING: UH-C. Brennan 30-49-5-369; T. Graunke 2-2-0-25. UI-N. Enderle 15-34-5-186; B. Nooy 4-7-0-27.

RECEIVING: UH-D. Bess 12-162; R. Grice-Mullen 7-91; M. Lane 5-70; C.J. Hawthorne 3-24; K. Pilares 2-15; L. Wright-Jackson 2-13; M. Washington 1-19. UI-E. Williams 5-78; M. Shaw 4-44; S. Brown 4-28; J. Bird 2-30; R. Lumbala 1-13; P. Bjorvik 1-12; E. Greenwood 1-7; L. Smith 1-1.

INTERCEPTIONS: UH-M. Newberry 2-98; A. Leonard 1-40; K. Monteilh 1-13; G. Lewis 1-0. UI-C. Smith 1-69; S. Keo 1-18; B. Williams 1-4; E. Hunter 1-2; D. Vobora 1-0.

GAME 6 • OCT. 6, 2007
ALOHA STADIUM (36,360)

	1	2	3	4	OT	Final
Utah State	10	3	14	10	-	37
Hawai'i	10	21	21	0	-	52

HONOLULU - HONOLULU - The 15th-ranked University of Hawai'i football team won a shootout over Utah State, 52-37, Saturday night in a Western Athletic Conference match-up at Aloha Stadium. The Warriors improve to 6-0 and 3-0 in the WAC.

UH quarterback Colt Brennan completed 19-of-25 for 219 yards and one touchdown before leaving the game early in the second half. The senior got dinged up on UH's final possession of the first half and succumbed to backup Tyler Graunke, who led the Warriors to a touchdown at the end of the first half and directed three scoring drives in the second half. The junior from Tucson, Ariz., finished the game 9-of-11 for 246 yards and responsible for three touchdowns, including one rushing.

Utah State (0-6, 0-2) got on the scoreboard on the game's opening possession with a 20-yard field goal by Peter Caldwell. The Warriors responded with an eight-play, 81-yard drive, culminating on a Kealoha Pilares touchdown from a yard out. That lead was short-lived as USU's Kevin Robinson returned the ensuing kickoff 100 yards giving the Aggies the lead back at 10-7.

UH knotted the game at 10 after Dan Kelly's 54-yard field goal, the fifth longest in school history. After Caldwell's 36-yard field goal gave the Aggies the lead temporarily at 13-10, Malcolm Lane's 87-yard return on the ensuing kickoff, put the Warriors on top for good, 17-13.

UH combined for 42 points in the second and third quarters to put the game out of reach.

SCORING SUMMARY

1st	10:02	USU	P. Caldwell, 20 yd field goal
	07:01	HAWAII	K. Pilares 1 yd run (D. Kelly kick)
	06:48	USU	K. Robinson 100 yd kickoff return (P. Caldwell kick)
	00:45	HAWAII	D. Kelly 54 yd field goal
2nd	11:38	USU	P. Caldwell 36 yd field goal
	11:26	HAWAII	M. Lane 87 yd kickoff return (D. Kelly kick)
	05:42	HAWAII	D. Bess 22 yd pass from C. Brennan (D. Kelly kick)
	00:05	HAWAII	T. Graunke 1 yd run (D. Kelly kick)
3rd	09:15	USU	D. Speight 9 yd run (P. Caldwell kick)
	08:55	HAWAII	CJ Hawthorne 36 yd pass from T. Graunke (D. Kelly kick)
	06:24	HAWAII	D. Farmer 20 yd pass from T. Graunke (D. Kelly kick)
	06:04	USU	K. Robinson 77 yd pass from L. Jackson (P. Caldwell kick)
	04:27	HAWAII	J. Rivers 72 yd pass from T. Graunke (D. Kelly kick)
4th	05:21	USU	P. Caldwell 47 yd field goal
	00:27	USU	X. Bowman 14 yd pass from J. McCormick (P. Caldwell kick)

TEAM STATISTICS

	UTAH STATE	HAWAII
FIRST DOWNS	21	23
RUSHES-YARDS (NET)	44-123	19-47
PASSING YDS (NET)	247	465
Passes Att-Comp-Int	29-21-0	38-28-1
TOTAL OFFENSE PLAYS-YARDS	73-370	57-512
Fumble Returns-Yards	0-0	0-0
Punt Returns-Yards	3-19	3-36
Kickoff Returns-Yards	7-428	9-535
Interception Returns-Yards	1-20	0-0
Punts (Number-Avg)	5-42.6	4-33.8
Fumbles-Lost	2-1	2-0
Penalties-Yards	7-65	7-80
Possession Time	35:01	24:59
Third-Down Conversions	6-17	3-8
Fourth-Down Conversions	3-3	0-0
Red-Zone Scores-Chances	4-4	3-3
Sacks By: Number-Yards	1-7	6-38

INDIVIDUAL LEADERS

RUSHING: USU-D. Speight 20-71; L. Jackson 17-55; A. Lesue 3-5; J. Atkinson 1-1; K. Robinson 1-1; J. McCormick 2-minus 10. UH-I. Funaki 4-20; L. Wright-Jackson 1-17; C. Brennan 3-7; M. Cox 1-3; K. Pilares 3-3; R. Grice-Mullen 2-2; T. Graunke 2-1; J. Laumoli 1-minus 1; Team 2-minus 5.

PASSING: USU-L. Jackson 14-21-0-161; J. McCormick 7-8-0-86. UH-C. Brennan 19-25-0-219; Ty. Graunke 9-11-1-246; I. Funaki 0-2-0-0.

RECEIVING: USU-K. Robinson 5-96; D. Barbour 4-36; W. Fausel 3-36; X. Bowman 2-24; O. Nelson 2-14; D. Speight 2-8; O. Sawyer 1-29; T. Harkey 1-4; R. Myers 1-0. UH-C.J. Hawthorne 9-116; J. Rivers 7-130; R. Grice-Mullen 5-113; D. Bess 5-86; D. Farmer 1-20; K. Pilares 1-0.

INTERCEPTIONS: USU-C. Taylor 1-20. UH-None.

GAME 7 • Oct. 12, 2007 SPARTAN STADIUM (20,473)

	1	2	3	4	OT	Final
Hawai'i	7	7	7	14	7	42
San Jose State	0	7	21	7	0	35

SAN JOSE, Calif. - The 16th-ranked University of Hawai'i football team rallied past San Jose State, 42-35, in overtime in a Western Athletic Conference contest in front of 20,473 at a rain-drenched Spartan Stadium.

Jason Rivers caught a 9-yard touchdown pass from Colt Brennan in the first overtime for its second come-from-behind victory this season. Defensive back Myron Newberry sealed the win intercepting SJSU quarterback Adam Tafralis in the end zone on the final drive.

Heisman Trophy candidate Brennan completed 44-of-75 passes for 545 yards and four TD passes. He also was picked four times during the game. It was the third time this season a trio of receivers went for at least 100 yards or more led by Ryan Grice-Mullen's 14 catches for 175 yards. Bess and Rivers posted 140 and 138 yards, respectively.

UH scored with 3:53 left in the fourth quarter when Davone Bess caught a 11-yard over the shoulder catch from Brennan to pull within 35-28.

SJSU took over but UH lineman Michael Lafaele stripped James T. Callier of the ball and Adam Leonard recovered the fumble with 2:56 left in the game.

It took the Warriors only two minutes and 25 seconds to drive down the field 45 yards with Brennan taking the option and going across the right side for a 2-yard run to tie the game with 31 seconds left, 35-35.

The Spartans had one last chance to score before the end of regulation, but the UH defense held strong as time expired.

SCORING SUMMARY

1st	11:18	HAWAII	K. Pilares 6 yd run (D. Kelly kick)
2nd	08:23	HAWAII	R. Grice-Mullen 16 yd pass from C. Brennan (D. Kelly kick)
	01:21	SJSU	D. Lowery 84 yd punt return (W. Johnson kick)
3rd	14:48	SJSU	D. Lowery 24 yd interception return (W. Johnson kick)
	05:25	SJSU	K. Jurovich 16 yd pass from A. Tafralis (W. Johnson kick)
	02:32	SJSU	K. Jurovich 68 yd pass from A. Tafralis (W. Johnson kick)
	01:14	HAWAII	C.J. Hawthorne 34 yd pass from C. Brennan (D. Kelly kick)
4th	12:33	SJSU	J. Callier 8 yd run (W. Johnson kick)
	03:53	HAWAII	D. Bess 11 yd pass from C. Brennan (D. Kelly kick)
	00:31	HAWAII	C. Brennan 2 yd run (D. Kelly kick)
OT	15:00	HAWAII	J. Rivers 9 yd pass from C. Brennan (D. Kelly kick)

TEAM STATISTICS

	SJSU	HAWAII
FIRST DOWNS	34	18
RUSHES-YARDS (NET)	26-56	25-42
PASSING YDS (NET)	545	302
Passes Att-Comp-Int	75-44-4	47-27-3
TOTAL OFFENSE PLAYS-YARDS	101-601	72-344
Fumble Returns-Yards	0-0	0-0
Punt Returns-Yards	3-17	2-109
Kickoff Returns-Yards	6-101	6-145
Interception Returns-Yards	3-28	4-55
Punts (Number-Avg)	4-40.2	7-39.4
Fumbles-Lost	2-0	2-1
Penalties-Yards	6-40	7-65
Possession Time	29:34	30:26
Third-Down Conversions	12 of 20	6 of 16
Fourth-Down Conversions	1 of 4	0 of 0
Red-Zone Scores-Chances	5-5	2-2
Sacks By: Number-Yards	2-6	4-21

INDIVIDUAL LEADERS

RUSHING: UH-Kealoha Pilares 10-52; David Farmer 1-5; Colt Brennan 15-minus 1. SJSU-Callier, James T 13-30; French, Jacob 5-21; Tafralis, Adam 5-3; Jurovich, Kevin 1-minus 5; Team 1-minus 7.

PASSING: UH-Colt Brennan 44-75-4-545. SJSU-Tafralis, Adam 27-47-3-302.

RECEIVING: UH-Ryan Grice-Mullen 14-175; Davone Bess 12-140; Jason Rivers 12-138; C.J. Hawthorne 4-66; Kealoha Pilares 2-26. SJSU-French, Jacob 8-65; Jurovich, Kevin 7-117; Richmond, David 5-49; Beauchman, Jalal 3-20; Elledge, Brian 1-23; Callier, James T 1-12; Flynn, Kyle 1-11; Ngatuvai, Moa 1-5.

INTERCEPTIONS: UH-Myron Newberry 2-0; Adam Leonard 1-28. SJSU-Ryan, Andrew 2-31; Lowery, Dwight 1-24; Owens, Chris 1-0.

GAME 8 • Oct. 27, 2007 ALOHA STADIUM (41,218)

	1	2	3	4	OT	Final
New Mexico State	0	3	10	0	-	13
Hawai'i	13	10	13	14	-	50

HONOLULU - The 14th-ranked University of Hawai'i football team defeated New Mexico State, 50-13, Saturday night, in a Western Athletic Conference game in front of a season-high 41,218 on Homecoming at Aloha Stadium. Hawai'i improved to 8-0, the program's best start since 1973.

Heisman Trophy candidate Colt Brennan became the school's all-time career touchdown leader after throwing six against the Aggies. He has 119 in his career and surpassed Timmy Chang's previous mark of 117. In addition, Brennan ranks second all-time in NCAA and WAC history and trails former BYU quarterback Ty Detmer's record of 121.

Brennan finished the game completing 29-of-46 for 425 yards. He surpassed the 400-yard mark for the fourth time this season and the 17th time in his career. Brennan found receiver Ryan Grice-Mullen twice in the first half, a 20 yard pass to put UH ahead 10-0 and a 42-yard catch-and-run with 3:10 left in the second quarter, giving the Warriors a 23-0 cushion.

Brennan became UH's all-time leader when he hit Grice-Mullen on an 11-yard score in the third quarter. He then orchestrated a 10-play, 95-yard drive with 6:56 left in the fourth quarter, connecting with Bess on a 12-yard pass play for a 43-13 Warrior lead.

Grice-Mullen finished the game with a career-high 195 yards receiving while Bess tied the UH mark for career touchdowns after reaching the endzone twice. He now has 38, tying him with former UH quarterback Michael Carter and receiver Chad Owens.

SCORING SUMMARY

1st	11:39	HAWAII	J. Rivers 16 yd pass from C. Brennan (D. Kelly kick failed)
	03:44	HAWAII	R. Grice-Mullen 20 yd pass from C. Brennan (D. Kelly kick)
2nd	08:33	HAWAII	D. Kelly 27 yd field goal
	03:10	HAWAII	R. Grice-Mullen 42 yd pass from C. Brennan (D. Kelly kick)
	00:39	NMSU	P. Young 34 yd field goal
3rd	10:49	NMSU	P. Young 41 yd field goal
	09:25	HAWAII	D. Bess 23 yd pass from C. Brennan (D. Kelly kick failed)
	06:43	NMSU	W. Neiman 19 yd pass from C. Holbrook (P. Young kick)
	03:52	HAWAII	R. Grice-Mullen 11 yd pass from C. Brennan (D. Kelly kick)
4th	06:56	HAWAII	D. Bess 12 yd pass from C. Brennan (D. Kelly kick)
	03:42	HAWAII	J.P. Davis 57 yd interception return (D. Kelly kick)

TEAM STATISTICS

	NMSU	HAWAII
FIRST DOWNS	28	26
RUSHES-YARDS (NET)	27-77	14-67
PASSING YDS (NET)	365	425
Passes Att-Comp-Int	59-41-3	46-29-1
TOTAL OFFENSE PLAYS-YARDS	86-442	60-492
Fumble Returns-Yards	0-0	0-0
Punt Returns-Yards	0-0	1-29
Kickoff Returns-Yards	8-155	3-23
Interception Returns-Yards	1-0	3-70
Punts (Number-Avg)	3-31.3	2-35.0
Fumbles-Lost	2-0	1-1
Penalties-Yards	6-38	13-144
Possession Time	38:59	21:01
Third-Down Conversions	5 of 16	8 of 12
Fourth-Down Conversions	1 of 4	0 of 0
Red-Zone Scores-Chances	2-4	5-5
Sacks By: Number-Yards	1-1	3-24

INDIVIDUAL LEADERS

RUSHING: NMSU-Tonny Glynn 5-35; Justine Buries 10-26; Wes Neiman 1-11; J. Williams 6-10; Chase Holbrook 5-minus 5. UH-Kealoha Pilares 6-47; Colt Brennan 4-13; David Farmer 1-5; Leon Wright-Jackson 2-4; TEAM 1-minus 2.

PASSING: NMSU-Chase Holbrook 37-52-2-328; J.J. McDermott 4-7-1-37. UH-Colt Brennan 29-46-1-425.

RECEIVING: NMSU-Derek Dubois 8-106; AJ Harris 8-43; Brandon Allen 6-40; Nick Cleaver 5-48; Wes Neiman 4-39; C. Buckner 3-25; Tonny Glynn 2-30; Justine Buries 2-16; K. Buckley 2-2; Jordan Fry 1-16. UH-Ryan Grice-Mullen 13-195; Davone Bess 7-112; Jason Rivers 4-52; C.J. Hawthorne 2-10; Malcolm Lane 1-27; Kealoha Pilares 1-16; David Farmer 1-13.

INTERCEPTIONS: NMSU-Davone House 1-0. UH-JoPierre Davis 1-57; Adam Leonard 1-13; Keao Monteilh 1-0.


GAME 9 • Nov. 10, 2007
ALOHA STADIUM (49,047)

	1	2	3	4	OT	Final
Fresno State	7	9	0	14	-	30
Hawai'i	24	10	0	3	-	37

HONOLULU - The No. 12 University of Hawai'i moved to 9-0 for the first time since the 1925 season with a 37-30 victory against Fresno State in a Western Athletic Conference game in front of 49,047 fans at Aloha Stadium. Quarterback Colt Brennan tied two NCAA Division I career touchdown records in the game.

Brennan tied Brigham Young's Ty Detmer for most career touchdown passes (121) and most career touchdowns responsible for (135) with two passing and one rushing scores against the Bulldogs.

Lightning struck often and quickly with UH scoring on its first four possessions as Brennan hit wide receiver Jason Rivers on a 67-yard post pattern on the third play of the game to put the Warriors up 7-0. Brennan finished the game completing 28-of-39 passes for 396 yards and two touchdowns before leaving the game in the fourth quarter.

Brennan then drove the offense down the field 83 yards on eight plays, capped by a 33-yard run by Leon Wright-Jackson. Brennan called his own number on UH's third possession from three yards out to lead 21-0. However, Bulldog A.J. Jefferson took the ensuing kickoff and returned it 98 yards to pull to within 14.

UH's Dan Kelly put the Warriors back on top by 17 splitting the uprights with a 25-yard field goal the next time UH had the ball. Brennan then connected with Davone Bess on a 5-yard crossing route that gave UH a commanding 31-7 lead at the 11:26 mark in the second quarter. That TD pass by Brennan tied him with Detmer at 121 career TD passes.

Fresno State (6-4, 5-2) added a 28-yard field goal to trim the deficit to 31-10. After recovering a fumble, FSU drove 26 yards and found the end zone. UH then drove 53 yards to set up a 50-yard field goal by Kelly before the half.

After a scoreless third quarter, the Warriors opened up the fourth with Kelly booting his third field goal of the evening, a 24-yarder. The Bulldogs traveled 85 yards and scored on a 31-yard TD reception and added another late score. UH recovered the onside kick and ran the clock out.

SCORING SUMMARY

1st	13:34	HAWAII	J. Rivers 67-yd pass from C. Brennan (D. Kelly kick)
	7:50	HAWAII	Wright-Jackson 33 yd run (D. Kelly kick)
	5:14	HAWAII	C. Brennan 3 yd run (D. Kelly kick)
	5:01	FRESNO	A.J. Jefferson 98 yd kickoff return (C. Stitser kick)
	3:27	HAWAII	D. Kelly 25 yd field goal
2nd	11:26	HAWAII	D. Bess 5 yd pass from C. Brennan (D. Kelly kick)
	4:33	FRESNO	C. Stitser 28 yd field goal
	00:41	FRESNO	I. Kinter 6 yd pass from T. Brandstater (kick failed)
	00:00	HAWAII	D. Kelly 50 yd field goal
4th	14:16	HAWAII	D. Kelly 24 yd field goal
	11:49	FRESNO	M. Moore 31 pass from T. Brandstater (C. Stitser kick)
	1:31	FRESNO	M. Moore 20 yd pass from T. Brandstater (C. Stitser kick)

TEAM STATISTICS

	FSU	HAWAII
FIRST DOWNS	25	25
RUSHES-YARDS (NET)	44-216	24-157
PASSING YDS (NET)	209	410
Passes Att-Comp-Int	15-26-0	29-40-1
TOTAL OFFENSE PLAYS-YARDS	70-392	64-547
Fumble Returns-Yards	1-0	1-5
Punt Returns-Yards	1-0	1-19
Kickoff Returns-Yards	7-245	5-95
Interception Returns-Yards	1-0	0-0
Punts (Number-Avg)	6-31.5	3-35.3
Fumbles-Lost	5-1	2-1
Penalties-Yards	7-59	5-37
Possession Time	33:29	26:31
Third-Down Conversions	2-11	2-8
Fourth-Down Conversions	2-2	0-0
Red-Zone Scores-Chances	3-3	4-5
Sacks By: Number-Yards	3-12	5-28

INDIVIDUAL LEADERS

RUSHING: FS-Smith, C. 17-105; Miller, L. 17-78; Harding, W. 2-13; Lang, T. 1-3; Moore, M. 2-0; Brandstater, Tom 5-minus 17. UH-Wright-Jackson 6-65; Libre, D. 6-61; Farmer, D. 1-14; Brennan, C. 6-5; Graunke, T. 3-minus 4; Team 2-minus

PASSING: FS-Brandstater, T. 15-26-0-209. UH-Brennan, C. 28-39-1-396; Graunke, T. 1-1-0-14.

RECEIVING: FS-Ajirotutu, S. 4-64; Moore, M. 3-59; Smith, C. 3-35; Kinter, I. 2-13; Lang, T. 1-19; Pascoe, B. 1-12; Crawley, J. 1-7. UH-Grice-Mullen 9-128; Bess, B. 9-98; Rivers, J. 3-86; Wright-Jackson 3-33; Farmer, D. 2-29; Lane, M. 2-17; Hawthorne, C.J. 1-19.

INTERCEPTIONS: FS-Riley, M. 1-0. UH-None.

GAME 10 • Nov. 16, 2007
MACKAY STADIUM (22,437)

	1	2	3	4	OT	Final
Hawai'i	5	14	0	9	-	28
Nevada	0	10	10	6	-	26

RENO, Nev. - Dan Kelly's 45-yard field goal with 11 seconds left lifted No. 12 Hawai'i past Nevada, 28-26, in a Western Athletic Conference game in front of 22,437 at Mackey Stadium.

Hawai'i got the ball back with 2:16 remaining in the fourth quarter, trailing 26-25. Quarterback Tyler Graunke marched the Warriors 61 yards in 11 plays to set up Kelly's heroics. The Wolf Pack tried to ice the junior kicker twice. UNR called a timeout just before the snap on the first try as Kelly's kick split the uprights. The kicker and special teams personnel regrouped and duplicated the feat once more, this time it counted.

Nevada had one last chance but the hail mary attempt was intercepted by Jacob Patek on the final play of the game.

Heisman Trophy candidate Colt Brennan did not start the game. Instead, Graunke got the nod. Head Coach June Jones rotated the two quarterbacks along with Inoke Funaki on the opening drive. Graunke finished 33-of-46 for 358 yards and two touchdowns. He also rushed for one TD.

The Warriors (10-0, 7-0 WAC), who won in Reno for the first time in four tries, took a 12-0 lead after a Kelly field goal, David Veikune sack for a safety, and Graunke TD pass to Jason Rivers.

The Wolf Pack took its first lead of the game, 20-19, with a 17-play drive covering 90 yards elapsing eight minutes and 20 seconds in the third quarter. UH recaptured the lead, 25-20, as Graunke connected with Ryan Grice-Mullen for a 22-yard scoring strike.

On UH's next possession, Graunke was sacked and fumbled the ball giving Nevada good position from the UH 44-yard line. Two plays later, defensive lineman Keala Watson popped UNR wide receiver Arthur King Jr. and recovered the fumble.

However the Warriors could not capitalize and turned the ball on downs. UH forced the Wolf Pack to punt setting up the final drive.

SCORING SUMMARY

1st	09:27	HAWAII	D. Kelly 45 yd field goal
	03:24	HAWAII	D. Veikune safety
2nd	14:57	HAWAII	J. Rivers 3 yd pass from T. Graunke (D. Kelly kick)
	13:13	NEVADA	L. Lippincott 22 yd pass from C. Kaepernick (B. Jaekle kick)
	05:13	HAWAII	T. Graunke 7 yd run (D. Kelly kick)
	00:53	NEVADA	B. Jaekle 41 yd field goal
3rd	12:43	NEVADA	B. Jaekle 42 yd field goal
	02:43	NEVADA	C. Kaepernick 3 yd run (B. Jaekle kick)
4th	13:35	HAWAII	R. Grice-Mullen 22 yd pass from T. Graunke (T. Graunke pass failed)
	08:27	NEVADA	L. Lippincott 5 yd run (C. Kaepernick pass failed)
	00:11	HAWAII	D. Kelly 45 yd field goal

TEAM STATISTICS

	NEVADA	HAWAII
FIRST DOWNS	21	19
RUSHES-YARDS (NET)	21-51	48-216
PASSING YDS (NET)	379	134
Passes Att-Comp-Int	49-35-0	20-9-1
TOTAL OFFENSE PLAYS-YARDS	70-430	68-350
Fumble Returns-Yards	0-0	0-0
Punt Returns-Yards	0-0	0-0
Kickoff Returns-Yards	5-114	5-120
Interception Returns-Yards	1-0	0-0
Punts (Number-Avg)	4-38.0	3-38.7
Fumbles-Lost	3-1	2-2
Penalties-Yards	4-30	2-7
Possession Time	28:21	31:39
Third-Down Conversions	4 of 12	4 of 13
Fourth-Down Conversions	0 of 1	2 of 2
Red-Zone Scores-Chances	3-3	2-2
Sacks By: Number-Yards	2-10	3-27

INDIVIDUAL LEADERS

RUSHING: Hawai'i-Daniel Libre 6-40; Inoke Funaki 2-10; Leon Wright-Jackson 1-1; Tyler Graunke 10-1; David Farmer 2-minus 1. Nevada-Lippincott, L. 25-140; Fragger, B. 12-53; Kaepernick, C. 11-23.

PASSING: Hawai'i-Tyler Graunke 33-46-0-358; Colt Brennan 2-2-0-21; TEAM 0-1-0-0. Nevada-Kaepernick, C. 9-20-1-134.

RECEIVING: Hawai'i-Davone Bess 12-137; Ryan Grice-Mullen 10-79; C.J. Hawthorne 5-112; Jason Rivers 4-26; Leon Wright-Jackson 2-5; Aaron Bain 1-12; David Farmer 1-8. Nevada-Mitchell, Marko 3-70; Sammons, Kyle 2-32; Lippincott, L. 2-28; Puloka, Junior 1-9; King Jr., A. 1-minus 5.

INTERCEPTIONS: Hawai'i-Jacob Patek 1-0. Nevada-None.

GAME 11 • Nov. 23, 2007 ALOHA STADIUM (50,000)

	1	2	3	4	OT	Final
Boise State	7	10	10	0	-	27
Hawai'i	7	12	20	0	-	39

HONOLULU - The 13th ranked University of Hawai'i football team claimed its first outright Western Athletic Conference championship after a 39-27 victory over No. 17 Boise State, Friday night, at a sold-out, raucous crowd at 50,000-seat Aloha Stadium.

Colt Brennan led the Warrior aerial attack with 495 yards and five touchdowns, while also rushing for another score. Brennan broke three major college records following his first TD of the night to Ryan Grice-Mullen, breaking Ty Detmer's mark for most career touchdowns, most TDs responsible for and most points responsible for.

Receiver Davone Bess set a new school record with 15 receptions for 181 yards and two touchdowns. With the two scores, he and Brennan tied the NCAA mark for passing combinations with 39 career TDs. Jason Rivers had 11 catches for 113 yards and one TD. C.J. Hawthorne had 111 yards and one score.

After matching the Broncos score with Brennan's record-breaking TD to Grice-Mullen, Hawai'i responded with a 95-yard, seven-play drive, ending in a Brennan keeper from one-yard out. The PAT was blocked, one of two blocked extra points by the Broncos on the night.

BSU responded on its next drive, retaking the lead, 14-13. The Broncos traveled 69 yards on 11 plays with Johnson taking the pitch and going over the right side for a 1-yard score.

Hawai'i answered the score with Brennan orchestrating an eight-play drive encompassing 67 yards hitting Bess on a 23-yard scoring strike for a 19-14 lead. The Broncos pulled to within two at the half with a 39-yard field goal by Kyle Brotzman.

The Warriors took the opening drive of the second half as Brennan completed all six of his attempts for 70 yards with the last 22 going to Bess for a 26-17 lead.

The Broncos scored 10-straight on a six-yard pass from Taylor Tharp to Rickie Brockel and a Brotzman 36-yard field goal.

Brennan led the Warriors downfield on 10 plays and 70 yards, culminating on a seven-yard stop route to Rivers for a 32-27 lead. After forcing the Broncos to punt, Brennan then completed consecutive passes of 19 and 28 yards to running back Kealoha Pilares and Bess, respectively, before finally hooking up with Hawthorne on a 38-yard toss.

SCORING SUMMARY

1st	05:13	BSU	I. Johnson 50 yd run (K. Brotzman kick)
	03:53	HAWAII	R. Grice-Mullen 6 yd pass from C. Brennan (D. Kelly kick)
2nd	14:12	HAWAII	C. Brennan 1 yd run (kick blocked)
	08:39	BSU	I. Johnson 1 yd run (K. Brotzman kick)
	05:33	HAWAII	D. Bess 23 yd pass from C. Brennan (kick blocked)
	01:35	BSU	K. Brotzman 39 yd field goal
3rd	13:20	HAWAII	D. Bess 22 yd pass from C. Brennan (D. Kelly kick)
	09:03	BSU	R. Brockel 6 yd pass from T. Tharp (K. Brotzman kick)
	06:52	BSU	K. Brotzman 36 yd field goal
	03:23	HAWAII	J. Rivers 7 yd pass from C. Brennan (pass failed)
	00:26	HAWAII	C.J. Hawthorne 38 yd pass from C. Brennan (D. Kelly kick)

TEAM STATISTICS

	BOISE STATE	HAWAII
FIRST DOWNS	19	33
RUSHES-YARDS (NET)	35-101	24-79
PASSING YDS (NET)	231	495
Passes Att-Comp-Int	37-22-1	53-40-2
TOTAL OFFENSE PLAYS-YARDS	72-332	77-574
Fumble Returns-Yards	0-0	0-0
Punt Returns-Yards	2-43	0-0
Kickoff Returns-Yards	6-369	7-450
Interception Returns-Yards	2-14	1-17
Punts (Number-Avg)	4-55.5	2-45.5
Fumbles-Lost	1-1	1-0
Penalties-Yards	4-33	3-35
Possession Time	32:15	27:45
Third-Down Conversions	6 of 18	7 of 11
Fourth-Down Conversions	3 of 4	1 of 2
Red-Zone Scores-Chances	3-4	3-4
Sacks By: Number-Yards	2-10	3-28

INDIVIDUAL LEADERS

RUSHING: BSU-I. Johnson 22-86; J. Avery 8-40; K. Wilson 1-minus 1; T. Tharp 4-minus 24. UH K. Pilares 9-48; C. Brennan 9-18; D. Farmer 4-15; Team 2-minus 2.

PASSING: BSU-T. Tharp 22-36-1-231; T. Bissell 0-1-0-0. UH-C. Brennan 40-53-2-495.

RECEIVING: BSU-J. Childs 8-102; I. Johnson 3-39; R. Brockel 3-35; J. Hawkins 3-23; T. Young 2-15; A. Pettis 2-10; R. Putnam 1-7. UH-D. Bess 15-181; J. Rivers 11-113; C.J. Hawthorne 5-111; R. Grice-Mullen 5-55; K. Pilares 3-35; D. Farmer 1-0.

INTERCEPTIONS: BSU-D. Dobbs 1-14; M. Williams 1-0. UH-J. Patek 1-17.

GAME 12 • Dec. 1, 2007 ALOHA STADIUM (50,000)

	1	2	3	4	OT	Final
Washington	21	7	0	0	-	28
Hawai'i	0	21	0	14	-	35

HONOLULU - The University of Hawai'i football team (12-0) completed an undefeated regular season by rallying past Washington, 35-28, Saturday at sold-out Aloha Stadium. A raucous crowd watched the Warriors erase a 21-point first half deficit and score the game's final 28 points.

Heisman Trophy candidate Colt Brennan completed 42-of-50 for 442 yards and five touchdowns, four to wideout Jason Rivers, who also grabbed 14 receptions for 167 yards.

After the Warriors tied the game at 28, Brennan led the game-winning drive, ending with a 5-yard touchdown pass to Ryan Grice-Mullen with 44 seconds left.

UW (4-9) scored on its first three possessions in the game's first 10 minutes. The first two scores were aided by a UH illegal substitution penalty and a UH fumble. Quarterback Jake Locker scored on an 8-yard run followed by Luke Kravitz's 1-yard plunge. It was Kravitz again finding the endzone from two yards out to make it 21-0. UH fumbled the ball over to UW three times in the opening quarter.

The Warriors finally got on the scoreboard with 10:17 left in the second with Brennan hooking up with Rivers on a 7-yard pass to cut the deficit to 21-7. But UW took the ensuing kickoff and traveled 84 yards capped by Paul Homer diving over from a yard out.

Brennan connected again with Rivers on a 3-yard scoring pass. Brennan completed all five of his passes accounting for the 75 yard-drive. UH pulled to within seven before the half when Rivers caught his third TD from Brennan, a 13-yarder. Originally, the catch was ruled incomplete, but it was overturned after the review.

Neither team scored in the third quarter. The Warriors tied it at 28 when Brennan hit Rivers on a 40-yard streak pass at the 8:01 mark in the fourth.

The final drive covered 76 yards capped by a five-yard pass to Grice-Mullen with 44 seconds left.

SCORING SUMMARY

1st	11:23	UW	J. Locker 8 yd run (R. Perkins kick)
	08:30	UW	L. Kravitz 1 yd run (R. Perkins kick)
	05:23	UW	L. Kravitz 2 yd run (R. Perkins kick)
2nd	10:17	UH	J. Rivers 7 yd pass from C. Brennan (D. Kelly kick)
	07:08	UW	P. Homer 1 yd run (R. Perkins kick)
	04:11	UH	J. Rivers 3 yd pass from C. Brennan (D. Kelly kick)
	00:21	UH	J. Rivers 13 yd pass from C. Brennan (D. Kelly kick)
4th	08:01	UH	J. Rivers 40 yd pass from C. Brennan (D. Kelly kick)
	00:44	UH	R. Grice-Mullen 5 yd pass from C. Brennan (D. Kelly kick)

TEAM STATISTICS

	WASHINGTON	HAWAII
FIRST DOWNS	21	27
RUSHES-YARDS (NET)	50-261	23-96
PASSING YDS (NET)	142	442
Passes Att-Comp-Int	37-22-1	53-40-2
TOTAL OFFENSE PLAYS-YARDS	68-403	73-538
Fumble Returns-Yards	0-0	0-0
Punt Returns-Yards	1-12	3-33
Kickoff Returns-Yards	5-326	6-377
Interception Returns-Yards	0-0	1-19
Punts (Number-Avg)	6-41.0	2-48.0
Fumbles-Lost	0-0	3-3
Penalties-Yards	5-30	6-45
Possession Time	29:26	30:34
Third-Down Conversions	1 of 9	5 of 11
Fourth-Down Conversions	1 of 1	1 of 1
Red-Zone Scores-Chances	4-6	1-3
Sacks By: Number-Yards	4-14	3-28

INDIVIDUAL LEADERS

RUSHING: UW-L. Rankin 21-145; J. Locker 15-76; A. Russo 2-15; B. Johnson 5-13; C. Bonnell 1-6; M. Reece 1-3; L. Kravitz 3-3; P. Homer 2-0. UH-D. Libre 10-82; K. Pilares 2-20; J. Laumoli 1-4; D. Farmer 1-0; Team 1-minus 1; C. Brennan 8-minus 9.

PASSING: UW-J. Locker 9-17-1-142; C. Bonnell 0-1-0-0. UH-C. Brennan 42-50-0-442.

RECEIVING: UW-A. Russo 3-38; M. Reece 2-62; M. Gottlieb 1-25; P. Homer 1-10; C. Williams 1-6; L. Rankin 1-1. UH-J. Rivers 14-167; R. Grice-Mullen 10-121; D. Libre 6-61; D. Bess 5-49; C.J. Hawthorne 4-25; K. Pilares 3-19.

INTERCEPTIONS: UW-None. UH-R. Mouton 1-19.



HAWAI'I FOOTBALL THROUGH THE AGES

1900

1909

The College of Hawai'i "Fighting Deans" played and won its first game against McKinley High School.

Head Coaches

1909 - Austin Jones
1915 - John Peden
1916 - William Britton
1917 - Dave Crawford

1920

1920

The College of Hawai'i becomes the University of Hawai'i and the football team plays its first intercollegiate game against Nevada.

Head Coaches

1920 - Raymond Elliot
1921 - Otto "Proc" Klum

1923

A rainbow appears over the football field after UH upset Oregon State, 7-0, at Moiliili Field. Reporters begin calling UH teams the "Rainbows."

1940

1946

After taking a four-year hiatus due to World War II, UH returns to the gridiron as a member institution of the NCAA.

Head Coaches

1940 - Eugene "Luke" Gill
1946 - Tom Kaulukukui

An entire ocean away from its nearest NCAA opponent, the University of Hawai'i football program has a unique and storied history. This year marks the program's 89th season of competition.

THE BEGINNING - The

College of Hawai'i was founded in 1907. Two years later, in 1909, the university fielded its first football team. The "Fighting Deans," as Hawai'i athletic teams were known then, defeated McKinley High School, 6-5, under head coach Austin Jones in its inaugural game. The historic game was played before 2,500 fans at Oahu College, now known as Punahou School.

Because of limited travel opportunities, Hawai'i only played local high schools, military and club teams for its first eight seasons. In 1920, the College of Hawai'i became the University of Hawai'i and Raymond Elliot coached the first intercollegiate game against the University of Nevada (Reno). Nevada outscored Hawai'i, 14-0, at Moiliili Field on Christmas Day.

A POT OF GOLD - The 1921 season marked the arrival of Otto "Proc" Klum, who ushered in the "Golden Age of UH Football." Known as the "The Manoa Fox," Klum served as head coach and athletics director until 1939, compiling an 84-51-7 record.

Klum coached UH to its first victory over a collegiate opponent in 1922, a Christmas Day triumph over Pomona College, 25-6, at

ROARING '20s

During the "Golden Age" of UH football, the teams produced a record of 53-21-5 in the 1920s, including consecutive undefeated seasons in 1924 (8-0) and 1925 (10-0).



travel, later teams only traveled to the U.S. mainland every other year.

During Klum's reign, another UH tradition emerged. In the final game of the 1923 season, a rainbow appeared over the gridiron late during the team's contest against Oregon State. The Deans scored shortly thereafter and held on to win, 7-0. Reporters started calling UH teams the "Rainbows," and the tradition began that whenever a rainbow appeared from the "Manoa Mist" over the UH campus, Hawai'i could not lose.

THE WONDER YEARS - Under Klum's guidance, Hawai'i produced the "Wonder Teams" of 1924-25, which went undefeated both seasons. The "Wonder Teams" outscored their opponents, 606-29, in 18 games. Among the fallen were Colorado, Colorado State and Washington State.

During the 1924 season, the Rainbows finished 8-0 and allowed only 12 points all season. The team concluded the season with a 13-0 shutout of Colorado on New Year's Day. The following season, only Washington

Punahou's Alexander Field. He also took the team to its first road game in 1923 via ocean liner against that same Pomona team at the Pasadena Rose Bowl. The trip took five days. As a result of the prolonged hours of

State, of the Pacific Coast Conference, scored more than six points against the "Wonder Teams" and was only one of five teams to score at all. UH defeated the Cougars, 20-11, on New Year's Day to close out the 1925 season.

Among the many stars on those teams were the famed "Four Horsemen of Manoa" - Bill "Doggie" Wise, Johnny Morse, Eddie Fernandez and Theodore "Pump" Searle -- named after the gallant Notre Dame backfield.

A NEW HOME - In 1926, the Rainbows made the newly built Honolulu Stadium, a 24,000-seat facility in Moiliili, their homefield. UH played its first game at the stadium on Nov. 11 against the Town Team. Hawai'i lost that game, 14-7, before 12,000 Armistice Day fans.

That same season, the Rainbows blanked the 8th Field Artillery and Healani by identical 101-0 scores. Against Healani, halfback Fernandez had one of the best single-game performances in UH history, scoring six times on runs, punts and an interception.

Four years later, UH played its first night game at the stadium. The Rainbows defeated the

TERMITE PALACE

Nicknamed for its deteriorating facade, Honolulu Stadium was home to Hawai'i football from 1926-74.





HAWAI'I FOOTBALL THROUGH THE AGES

1950

1955

The Rainbows upset Nebraska, 6-0, in Lincoln in what is considered one of the school's all-time biggest upsets, four years before the Territory of Hawai'i becomes the 50th state of the Union.

Head Coaches

1951 - Archie Kodros
1952 - Hank Vasconcellos

1960

1966

UH completes its first all-collegiate schedule. The Rainbows are ranked as high as No. 5 in weekly Division II poll.

Head Coaches

1962 - Jim Asato
1965 - Clark Shaughnessy
1966 - Phil Sarboe
1967 - Don King
1968 - Dave Holmes

1970

1973

The Rainbows record the biggest upset in school history by defeating Washington, 10-7, in Seattle. UW was favored by as many as 50 points.

Head Coaches

1974 - Larry Price
1977 - Dick Tomey

1974

UH becomes an NCAA Division I member. In June 1976, the NCAA reclassifies and drops UH to Division I-A (now I-AA). Athletics Director Ray Nagel appeals the decision and the next month the NCAA reinstates UH to Division I status.

Honolulu Athletic Club, 28-0, Oct. 8, 1930, before 9,500 fans.

For 48 years, the affectionately nicknamed "Termite Palace" housed the Rainbows and their fans until the construction of Aloha Stadium in 1975.

NO. 32

The only number retired in Hawai'i football history was worn by UH's first All-American, Thomas Kaulukukui. He still holds the school record for longest kickoff return (103) against UCLA in 1935 at the Los Angeles Coliseum and also went on to become one of UH's most successful coaches.



THE GRASS SHACK - One of the earliest stars in UH history was Thomas Kaulukukui, a 5-foot-5, 140-pound back from Hilo. As a member of UH's undefeated 1934 team, Kaulukukui helped lead the Rainbows to a 14-0 shutout of California in the New Year's Day Classic (later re-named the Poi Bowl). That team finished 6-0 and featured stars Maynard "Buster" Piltz and Anthony Morse.

The next year, Kaulukukui gained national fame and earned his nickname, the "Grass Shack" by legendary sportswriter Grantland Rice. During a 19-6 loss to UCLA at the Los Angeles Coliseum, Kaulukukui scored the team's lone touchdown, an electrifying 103-yard kickoff return, a record which still stands today.

Following that season, Kaulukukui became UH's first All-American when he was selected by the All-America Board of Football, which included legendary Glenn "Pop" Warner.

WAR TIME ERA - The 1940 season marked the end of Klum's 19-year tenure as football coach. The decade was also marred by World War II.

In 1941, the Rainbows just completed a 20-6 Shrine Game victory over Willamette, in front of a sold out Honolulu Stadium crowd of 24,000.

The next morning, Japan invaded Pearl Harbor, resulting in the cancellation of the team's upcoming game against San Jose State and the 1942-45 seasons. Lost in the news of the attack was the naming of halfback Noelle Smith as a first-team Associated Press Little All-American.

UH returned to the gridiron in 1946 after the conclusion of the war. That same year also marked the program's entrance into the NCAA under head coach Kaulukukui. Hawai'i finished the season with an 8-2 record, culminating with a 19-16 victory over Utah in the Pineapple Bowl (formerly Poi Bowl).

In the late 1940s, the team began to travel by air, making the journey to the West Coast in an unheard-of nine hours. To cut down on costs, the teams stayed on the U.S. mainland for at least two weeks at a time.

Following the 1949 season, Harry "Clown" Kahuanui became the first UH player to be invited to the East-West Shrine Game and was named an honorable mention All-American by United Press International.

Kaulukukui coached until 1951 and accumulated a record of 34-18-3, becoming one of the school's winningest coaches at the time. As a result of his achievements as a player and coach, he was chosen as a charter member of the National Football Hall of Fame Association.

HAMMERIN' HANK - The 1950s marked the arrival of the Hank Vasconcellos era as head coach and athletics director. Vasconcellos, a

Maui native, coached the Rainbows for nine seasons during the program's highest and lowest moments.

The 1954 season ended with a humbling 50-0 loss to Orange Bowl-bound Nebraska in front of a crowd of 20,000 fans at Honolulu Stadium.

In the rematch between the schools the next season, the Rainbows pulled off one of the biggest wins in the program's history before a crowd of 23,000 at Nebraska Stadium. As 40-point underdogs, the 27-member team won in Lincoln's 95-degree heat and 26 mile-per-hour winds. Of the 11 starters, seven played the entire 60 minutes, including star back Skippy Dyer, who broke up a Cornhusker pass on UH's 10-yard line with less than two minutes to play.

Despite a 34-0 shutout loss to San Jose State the next week, the Rainbows went on to finish with a 7-4 record and followed that season with a respectable 7-3 mark in 1956.

But only six years after that infamous victory over Nebraska and three consecutive losing seasons, the UH Board of Athletic Control, made up of faculty, students and alumni members, voted to abolish the football program in 1961 due to lack of finances.

6-0!

A year after suffering a 50-0 blowout loss to Nebraska in Honolulu, the "Roaring Rainbows" upset the Cornhuskers, 6-0, in Lincoln, Sept. 17, 1955. Hartwell Freitas (with ball) scored the game's only touchdown in the fourth quarter.





HAWAI'I FOOTBALL THROUGH THE AGES

1980

1986

Defensive end Al Noga becomes the school's first Associated Press All-American and was tabbed as the UH's first Heisman Trophy candidate.

Head Coaches

1987 - Bob Wagner

1989

UH plays in the program's first major bowl game – the Jeep Eagle Aloha Bowl. Hawai'i falls to Michigan State of the Big 10, 33-13, before a sellout crowd at Aloha Stadium.

1990

1992

UH shares the WAC title for the first time ever and wins the Thrifty Car Rental Holiday Bowl, defeating Illinois, 27-17. Team posts school-record 11 victories.

Head Coaches

1996 - Fred vonAppen

1999 - June Jones

1999

June Jones takes over program and guides it to the best turnaround in NCAA history, winning nine games and finishing season as WAC co-champions. UH defeats Oregon State, 23-17, in Jeep O'ahu Bowl.

ROCKY ROAD – Football returned to intercollegiate competition in 1962 behind the urging of new athletics director Young Suk Ko. The program went through five coaches in the decade, including former player Jim Asato and offensive guru Clark Shaughnessy, who led Stanford to a Rose Bowl victory.

After Shaughnessy's one-year "consultant" term concluded, the program went through turmoil with the firing of Ko and surprise hiring of Phil Sarboe as head coach. Sarboe coached for one year before bolting for northern California following the 1966 season, UH's first all-collegiate schedule. Sarboe's top assistant, Don King, took over for one year but quit after a 6-4 season amid tension with athletics director Bob Martin.

THE MODERN ERA – The arrival of head coach Dave Holmes in 1968 was the beginning of the most successful years in school history. In six years as coach, Holmes guided his teams to a 46-17-1 record, including a pair of nine-win seasons. Holmes still ranks as the all-time leader at UH in winning percentage (.718).

In 1973, Hawai'i recorded its biggest upset in school history, with a 10-7 road victory over the Pacific-8 Conference's Washington Huskies, who were favored by as many as 50 points.

Harold Stringert intercepted three passes and lineman Levi Stanley had 11 tackles in the victory. The Rainbows won its first eight games that season and was ranked as high as No. 5 in the weekly Division II poll.

But following that season, Holmes resigned due to team turmoil. Larry Price, a former player who served as an assistant to the four previous coaches, was named head coach and served at that capacity for the next three years.

During Price's tenure, UH became an NCAA Division I member, changed its nickname to the Rainbow Warriors, introduced the "Hula-T" formation, and on Sept. 13, 1975, christened the newly-built 50,000-seat Aloha Stadium against Texas A&I. Hawai'i lost its stadium debut, 43-9, before 32,247 fans.

NATIONAL EXPOSURE – Dick Tomey, a UCLA assistant who was hired to replace Price, put UH on the national football map. Tomey headed the program from 1977-87. During his tenure, he guided Hawai'i into the Western Athletic Conference in his third year and drastically upgraded the schedule by playing the likes of Nebraska, Oklahoma, USC, Iowa and Michigan.

In the 1977 season finale, UH hosted nationally ranked USC, a team which featured Heisman Trophy winner Charles White. A record crowd of 48,767 at Aloha Stadium watched as the Rainbow Warriors nearly pulled off the upset against John Robinson's Trojans before falling 21-5.

During the third week of the 1984 season, the Rainbow Warriors faced Brigham Young. With just five minutes remaining, UH let a 13-12 lead slip away as the Cougars scored a late touchdown for the

HOUSE OF ALOHA

Aloha Stadium became the new home of UH football in 1975. Hawai'i fans have flocked to the 50,000-seat facility for the past 31 years.



victory and later went on to win the national championship that season.

Following the 1986 season, defensive end Al Noga became the first UH player to be named a first team All-American by the Associated Press and was tabbed as the school's first Heisman Trophy candidate.


TRIPLE THREAT – After Tomey left UH for Arizona of the Pac-10, assistant coach Bob Wagner took over the program and introduced the spread offense or "Triple Option" to Hawai'i. During his tenure, the offense, which featured two slotbacks and one fullback, frequently placed UH among the top rushing teams in the country.

In the 1988 season opener, ninth-ranked Iowa came to the islands and the Rainbow Warriors shocked the Hawkeyes, 27-24, behind running back Heikoti Fakava's three touchdowns. It was also a coming-out party for freshman kicker Jason Elam, who booted two critical field goals in the fourth quarter.

After just two seasons, Wagner was named WAC Coach of the Year and led the Rainbow Warriors to their first major bowl game-- the Jeep Eagle Aloha Bowl. UH fell to Michigan State, 33-13, but following the season, he

GREEN MACHINE

From 1967-75, UH won 67 percent of its games and never suffered a losing season. Twenty-six players from this era went on to sign with professional teams. Under head coach Dave Holmes, Hawai'i opened the 1973 season with a 10-7 upset of Washington in front of 52,500 in Seattle, regarded by many as the biggest upset in school history.





HAWAII FOOTBALL THROUGH THE AGES

2000
2001
2002**2002 - 2004**

UH is invited to the Hawai'i Bowl in consecutive seasons. In the inaugural ConAgra Foods Hawai'i Bowl, the Warriors fall to Tulane, 36-28, but rebound for a marathon 54-48 triple overtime victory over Houston in 2003 and, in 2004, a 59-40 win over UAB in the Sheraton Hawai'i Bowl.

2004

Quarterback Timmy Chang becomes the NCAA career passing leader, surpassing former Brigham Young signal caller Ty Detmer. Chang finishes his career with 17,072 yards and ranks second all-time behind Detmer with 122 career touchdowns passes.

2006

Quarterback Colt Brennan completes the best season in school history for a quarterback completing an NCAA single-season record 58 touchdowns and throwing for 5,549 yards. Brennan, winner of the Sammy Baugh Award as the nation's top passer, finishes sixth in the Heisman Trophy voting after breaking or tying 19 NCAA records, 17 WAC records, and 41 school records.

2007

A school-record five Warriors are picked in the NFL Draft and another six sign free agent contracts in both the NFL and CFL. Two Warriors are taken in the second round - defensive end Ikaika Alama-Francis by Detroit and Samson Satele by Miami.

B-Y-WHO?

UH ended a 10-game losing streak to nationally ranked rival Brigham Young with an emphatic 56-14 victory on Oct. 28, 1989. The following year, the Rainbow Warriors routed the Cougars again, 59-28, on Dec. 1, the day BYU quarterback Ty Detmer won the Heisman Trophy. In the two games, UH quarterback Garrett Gabriel completed 63 percent of his passes for 799 yards and seven touchdowns.



became the first UH coach to head an all-star team in the Hula Bowl.

In 1992, behind quarterback Michael Carter, Hawai'i won a share of the WAC championship and posted its first bowl game victory, a 27-17 defeat of Illinois in the Thrifty Car Rental Holiday Bowl. UH finished the season ranked No. 20 and months later, three-time All-American kicker Elam was drafted by the Denver Broncos in the third round.

During Wagner's nine seasons as head coach, Hawai'i defeated nationally ranked rival Brigham Young three times, including a 1990 victory on the day quarterback Ty Detmer won the Heisman Trophy. In addition, Carter was one of a handful of quarterbacks in NCAA Division I history to rush and pass for 1,000 yards in the same season.

THE LONGEST YARD - Wagner was fired following consecutive losing seasons and was replaced by Fred vonAppen in 1996. A former assistant coach with the NFL's San Francisco 49ers, vonAppen coached three disappointing seasons in which the Rainbow Warriors posted a 5-31 record.

UH lost 10 games in vonAppen's inaugural season and in 1998, Hawai'i suffered through a winless 0-12 campaign, a first in the program's rich history. Following that season, he was replaced by alumnus June Jones, who brought with him the explosive run-and-shoot offense.

RUNNIN'-N-SHOOTIN' - It only took one season under Jones' tutelage for the Hawai'i football program to return to championship form. Jones, whose run-and-shoot offense he perfected in the NFL, posted a 9-4 record in 1999, the best by a first-year head coach at UH.

Jones and the Warriors made history by recording the NCAA's best turnaround season (from 0-12 to 9-4). UH finished the season as WAC co-champions and defeated Oregon State, 23-17, in the Jeep Oahu Bowl.

In 2001, the Warriors capped off a stellar season by handing Brigham Young a 72-45 romp on national television. Despite a 9-3 record, Hawai'i was snubbed of a bowl game. Later that year, wide receiver Ashley Lelie became the school's first-ever first-round draftee, being selected as the 19th overall pick by the Denver Broncos.

Over the next three seasons, Jones led the Warriors to bowl games. After a 10-win season, UH was invited to the inaugural ConAgra Foods Hawai'i Bowl, where they lost to Tulane of Conference USA, 36-28. The next season, Jones and the Warriors met Houston in the Sheraton Hawai'i Bowl, a game which UH pulled out, 54-48, in triple-overtime and followed that with a 59-40 rout of UAB in the 2004 Sheraton Hawai'i Bowl.

Also in 2004, quarterback Timmy Chang became the NCAA all-time passing leader and finished his career with 17,072

passing yards. In 2006, Chang's successor, Colt Brennan, finished sixth in the Heisman Trophy race while winning the Sammy Baugh Trophy as the nation's top quarterback. Brennan led the nation in seven statistical categories and set 19 NCAA records. Brennan and the Warriors garnered their first Top 25 ranking since 1993 and a 41-24 Sheraton Hawai'i Bowl win over Arizona State.

Under Jones, a total of 16 players have been drafted by NFL teams and numerous others have received free-agent contracts.


As the only college football program in the state for nearly a century, the Hawai'i football program was grown from a club sport to the state's main attraction each Saturday in the fall.

This season, the Warriors finished the regular season undefeated and earned their first-ever BCS bowl bid. Brennan, UH's most prolific passer, was one of four finalists for the prestigious Heisman Trophy. Brennan and the Warriors earned the school's highest ranking ever (#10) and captured their first outright WAC championship following a 39-27 win over five-time champs Boise State.

The Warriors placed 11 players on the all-WAC first team and Brennan and receiver Davone Bess were named to the Associated Press All-America third team. Jones, the WAC's coach of the year, is a finalist for the Paul "Bear" Bryant Coach of the Year award, the Heisman trophy of coaching honors.

RECORD BREAKER

Warrior quarterback Timmy Chang broke the NCAA career passing record on Nov. 6, 2004, against Louisiana Tech at Aloha Stadium. Chang ended his career with 17,072 yards, surpassing the previous record of 15,031 yards set in 1991 by Ty Detmer of Brigham Young.



**SHERATON HAWAII BOWL**

HAWAII	41
ARIZONA STATE	24

DECEMBER 24, 2006**ALOHA STADIUM****ATTENDANCE: 43,435**

HONOLULU – The largest crowd in Sheraton Hawaii Bowl history (43,435) saw Hawaii score 38 second-half points to defeat Arizona State, 41-24, Dec. 24 at Aloha Stadium.

Warrior quarterback Colt Brennan threw for a school-record 559 yards (33 of 42) and five touchdowns, giving him 58 touchdown passes on the season, a new NCAA record. Jason Rivers tied the school record with 14 catches for a school and NCAA bowl game-record 308 yards and two touchdowns. Both were named Sheraton Hawaii Bowl co-Most Valuable Players, along with Arizona State's Ryan Torain who finished the game with 18 carries for 160 yards and one touchdown.

For the first time since opening day, Hawaii (11-3) did not score a touchdown in the first half, squandering scoring opportunities, a missed field goal in the first quarter and an interception in the second, allowing Arizona State to take a 10-3 halftime lead.

But the Warriors erupted for 21 points in the third quarter when Brennan threw touchdown strikes to Rivers (38 yards), and two to Ryan Grice-Mullen (7 and 36-yards, respectively) to take a 24-10 lead heading into the fourth quarter. Grice-Mullen finished with eight catches for 111 yards and two touchdowns.

Dan Kelly added a 43-yard field goal before Arizona State (7-6) scored 14 straight points to cut the Warrior lead to three, 27-24, with 10:25 left to play.

But Brennan and the Warrior offense were not finished. Brennan found Davone Bess for a 21-yard touchdown to cap an 80-yard drive, and Rivers capped a 95-yard drive with a 79-yard touchdown catch-and-run to seal the win.

**SHERATON HAWAII BOWL**

UAB	40
HAWAII	59

DECEMBER 24, 2004**ALOHA STADIUM****ATTENDANCE: 39,754**

HONOLULU—Hawaii outscored Alabama-Birmingham (UAB), 31-14, in the second half to win the Sheraton Hawaii Bowl, 59-40, Dec. 24 at Aloha Stadium. A crowd of 39,754 filled the stands, the largest in Sheraton Hawaii Bowl history.

Quarterback Timmy Chang threw for 405 (31-of-46) yards and four touchdowns, and rushed for another, while slot receiver Chad Owens caught eight passes for 114 yards and two touchdowns, and scored another on a 59-yard punt return, to put an exclamation point on both storied careers. The two were named the game's co-MVPs.

The teams traded scoring and UAB's Nick Hayes added a 36-yard field goal to make it 28-26 at halftime.

The Warriors took control in the second half. Chang threw a 15-yard strike to Owens to put Hawaii ahead, 35-26. The pass put Chang over the 17,000-yard mark as college football's career passing leader. Four minutes later, Owens returned a punt for a 59-yard score down the near sideline to put the Warriors up, 42-26.

Justin Ayat added a 43-yard field goal, but Hackney managed an 80-yard drive and scored on a 4-yard touchdown rush to bring the score to 45-33, heading into the fourth quarter.

Chang helped put the game out of reach, putting together a 15-play, 85-yard drive, capped by a 4-yard touchdown scramble with 9:05 left to play.

Hackney hit Lance Rhodes for a 17-yard touchdown to cut the Warrior lead to 12 with 2:05 left in the game, but Britton Komine returned the onside kick 42 yards to the house to end all hopes for the Blazers.

**SHERATON HAWAII BOWL**

HOUSTON	48
HAWAII	54

DECEMBER 25, 2003**ALOHA STADIUM****ATTENDANCE: 29,005**

HONOLULU—An all-world performance by quarterback Timmy Chang and a defense that came up with timely big plays and three overtimes amounted to a 54-48 Hawaii win over Houston in front of 29,005 in the Sheraton Hawaii Bowl on Dec. 25, 2003, at Aloha Stadium.

Chang came off the bench to throw for 475 yards and five touchdowns on 26-of-42 passing, and Kelvin Millhouse Jr. snagged two interceptions, one that led to the go-ahead touchdown, to help Hawaii win its second bowl game in three tries under head coach June Jones.

Chang completed passes to eight different receivers, most notably to senior Jeremiah Cockheran, who finished with five catches for a game-high 162 yards, and true freshman Jason Rivers, who had a career night with seven catches for 143 yards and three TDs.

Houston jumped out to a quick 10-0 lead when quarterback Kevin Kolb drove the Cougars 73 yards on eight plays, capped by a 34-yard touchdown pass to Chad McCullar. Less than three minutes later, a 60-yard punt return by McCullar led to a 21-yard field goal by Dustin Bell. Kolb finished 19-of-34 for 332 yards and two TDs.

Hawaii managed a 19-yard field goal by Nolan Miranda and Chang needed one play to tie it up. Chang, who came off the bench for starter Jason Whieldon on UH's third possession, found Clifton Herbert wide open across the middle for a 48-yard touchdown strike to tie the game at 10.

Houston took a 20-13 lead at the break, but the Warrior defense and Chang came out of the locker room ready to play. The defense forced two punts and two interceptions, while Chang connected on 8-of-12 for 191 yards and two scores to take the lead, 27-20, at the end of the third.

Houston scored 14 points in the fourth, with the tying TD on an 81-yard pass from Kolb to Vincent Marshall with 22 seconds left in regulation to send the game into overtime.

The teams matched touchdowns in two overtimes and Michael Brewster scored the game-winner on an 8-yard run to leave it up to the Warrior defense, which held Houston to four-and-out on the final stand.



CONAGRA FOODS HAWAII BOWL

TULANE	36
HAWAII	28

DECEMBER 25, 2002

ALOHA STADIUM

ATTENDANCE: 35,513

HONOLULU—The University of Hawai'i won the pre-game entertainment contest with a savvy "Haka," but fell short against the Green Wave that tore into Honolulu to defeat the Warriors, 36-28, in the ConAgra Foods Hawai'i Bowl at Aloha Stadium.

Tulane (8-5) gained 429 total yards and sacked Warrior quarterbacks eight times to win the program's fourth bowl game. But it was the Tulane special teams that sparked a 30-point second half to overcome a 14-6 halftime deficit.

Hawai'i took its first drive of the game 64 yards on seven plays, capped by a one-yard run by Thero Mitchell, to take a 7-0 lead and struck again when senior reserve running back Josh Galeai ran around the left side for a two-yard touchdown to put the Warriors up, 14-0. The Green Wave settled for two field goals, 22- and 37-yards respectively, by Seth Marler to get on the board before the end of the first half.

Tulane came out of the locker room like a team on a mission behind big returns by Lynaris Elpheage, who cut the lead to two with a 60-yard punt return for a touchdown early in the third quarter. Elpheage set up Tulane's go-ahead score with a 56-yard punt return. Six plays later, Tulane quarterback J.P. Losman took it in from one yard out to give Tulane its first lead of the game, 20-14, with 6:17 left in the third quarter.

Tulane added to the lead after Shawn Withy-Allen fumbled in UH territory. One play later, Mewelde Moore rumbled 25 yards for a touchdown and Tulane had a 26-14 lead.

Hawai'i got the ball back just before the end of the third quarter after blocking a field goal attempt and turned it into a touchdown. Withy-Allen, facing fourth-and-one, tossed a 57-yard strike to Justin Colbert, who turned and dashed untouched to the "house" to bring the Warriors within five at 26-21.

Tulane answered with a 10-play, 80-yard drive that took 4:32 off the fourth-quarter clock. Withy-Allen hit Colbert on a crossing pattern for a 31-yard score to put the Warriors within reach, but a safety by the Green Wave ended all hopes of a second bowl victory for Warrior head coach June Jones.

Colbert caught nine passes for 158 yards and two touchdowns in his last game as a Warrior. Withy-Allen completed 18-of-31 passes for 239 yards and two touchdowns.



JEEP O'AHU BOWL

HAWAII	23
OREGON STATE	17

DECEMBER 25, 1999

ALOHA STADIUM

ATTENDANCE: 40,974

HONOLULU—It was a fairy-tale ending for a fairy-tale season. Hawai'i capped its worst-to-first season with a 23-17 Christmas Day win over Oregon State in the Jeep O'ahu Bowl before a crowd of 40,974 at Aloha Stadium. The Warriors, a year removed from a winless season, notched their ninth win against four losses and gave UH fans a holiday gift not soon to be forgotten.

Senior quarterback Dan Robinson connected with Channon Harris for two scoring strikes and the Warrior defense recorded six sacks to help lead the school to a victory in its first bowl game in seven years.

Things did not start well for UH. OSU running back Ken Simonton busted loose for a 30-yard gain on the Beaver's first play from scrimmage and then capped a 10-play, 79-yard drive with a 1-yard touchdown to give the Beavers an early 7-0 lead. Simonton gained 58 yards in the first quarter alone, while the UH offense was stagnant with just one first down.

The Warriors got their first break of the game early in the second quarter when senior defensive lineman Tony Tuioti recovered an OSU fumble deep in Beaver territory. The turnover was converted into a 26-yard field goal by Eric Hannum to cut the lead to 7-3.

UH took a 10-7 lead at the 6:05 mark in the second quarter when Harris finished an 80-yard drive with a 9-yard touchdown catch. Nearly half of the yards in the drive were aided by OSU penalties. For the game, the Beavers were hit for 14 penalties worth 138 yards.

OSU also failed to capitalize on numerous first-half scoring opportunities. A UH fumble and failed onside kick twice gave the Beavers excellent field position.

However, Ryan Cecsca missed field goal attempts of 42 and 31 yards, while UH's Sean Butts blocked a third attempt. The freshman place-kicker, however, hit a 37-yarder as the half ended to knot the score, 10-10.

Hawai'i took the lead for good when Robinson found a wide-open Harris for a 30-yard touchdown with 6:30 left in the third quarter. A 23-yard field goal by Hannum four minutes later gave UH a 20-10 lead.

UH sealed the game in the fourth quarter with its defense and the tough performance of Oahu Bowl MVP Avion Weaver. The junior running back finished the game with 150 total yards of offense, including 85 on the ground.

The Beavers (7-5) outgained the Warriors, 438-349, including 159 yards rushing by Simonton. However, the UH defense held the OSU offense scoreless for nearly the entire second half. A 13-yard run by Simonton cut the lead to 23-17 with 1:31 left, but the game was finally decided when the Beavers were unable to recover the ensuing onside kick.


**THRIFTY CAR RENTAL
HOLIDAY BOWL**

HAWAI'I	27
ILLINOIS	17

DECEMBER 30, 1992
JACK MURPHY STADIUM
ATTENDANCE: 44,457

SAN DIEGO, Calif.—The Rainbows made their first appearance in a U.S. mainland bowl game a successful one, defeating Illinois, 27-17, at Jack Murphy Stadium in San Diego, Calif.

After spotting the Illini the lead twice, 7-0 and 10-7, Hawai'i put together 20 second-half points to complete its most successful season ever with an 11-2 mark. And when the final polls came out several days later, the Rainbows were ranked 20th in the nation, the first time Hawai'i was listed in the final ratings.

With Illinois holding a 7-0 lead at the end of the first quarter, Travis Sims capped a 64-yard drive by going over from the 6-yard line to tie the score.

Illinois came back on the next drive and Chris Richardson kicked a 19-yard field goal to make the score 10-7 at halftime.

The Rainbows went back to basics in the second half, sticking to their triple option which quarterback Michael Carter ran like a magician. Hawai'i scored 20 unanswered points before Illinois got back on the scoreboard.

The Rainbows took the second-half kickoff and marched 80 yards in 13 plays with Sims going up the middle from the one to put Hawai'i ahead for good. Jason Elam's point-after-touchdown made it 14-10.

After forcing the Illini to punt on the next series, Hawai'i marched 62 yards in 16 plays with Elam kicking a 45-yard field goal to make it 17-10.

Illinois took the kickoff on its own 9 and eight plays later, gave up the ball with the Rainbows recovering a muffed backward pass on the Illinois 21. Two plays later, the Rainbows tried a fumble-rooskie, but were called for an illegal procedure as the officials were not informed about the trick play. Elam kicked a 37-yard field goal to put Hawai'i up, 20-10.

Illinois tried to play catch up, but Hawai'i's Zac Odom intercepted a Jason Verduco pass and ran it back to his own 24. From there, Hawai'i needed only six plays to score, with Carter hitting Darrick Branch for a 53-yard touchdown pass. Elam's PAT made it 27-10 with 7:11 left.

After the Illini scored with 4:42 remaining, Carter ran the offense to perfection as the Rainbows ran out the clock at the Illinois 23.

Carter was selected the Outstanding Offensive Player of the Game with 105 yards rushing and 115 yards passing. Junior Tagoai was voted the game's Outstanding Defensive Player.


JEEP EAGLE ALOHA BOWL

MICHIGAN STATE	33
HAWAI'I	13

DECEMBER 25, 1989
ALOHA STADIUM
ATTENDANCE: 50,000 (SELLOUT)

HONOLULU—Playing on its home field of Aloha Stadium, the University of Hawai'i football team was the visitor in the Jeep Eagle Aloha Bowl VIII.

The Rainbows wore their white road uniforms for the first time at home.

The Aloha Bowl was the third time in the 1989 football season that the Rainbows lost in white, as Michigan State took advantage of numerous Hawai'i turnovers to win 33-13.

It was Hawai'i's first appearance in an NCAA-sanctioned post season bowl game and if stage fright had anything to do with it, it may explain why the Rainbows were guilty of eight turnovers.

Within the first 15 minutes of the game, the Rainbows had already committed four turnovers, one of which led to Blake Ezor's three-yard TD run for MSU.

That score was set up by defensive end Matt Vanderbeek's recovery of a bad pitch by UH quarterback Garrett Gabriel on the MSU 35. Ezor carried seven of nine plays with the payoff a three-yard run.

The fourth turnover, a pass interception near the end of the opening quarter, resulted in Ezor taking it over from the 2 on the first play of the second quarter. This capped a 48-yard, seven-play drive with Ezor carrying five times.

An interception of a Gabriel pass by Carlos Jenkins led to a 30-yard field goal by John Langeloh. Langeloh added another field goal late in the half after a fumble recovery, giving the Spartans a 19-0 lead at intermission.

Hawai'i tried to make a game of it in the second half with Gabriel hitting Chris Roscoe for an 11-yard touchdown to cut the lead to 19-6.

The Spartans then made their fourth interception of the game and drove 57 yards with Hyland Hickson gaining the final yard.

On the following series, Gabriel hit Dane McArthur with a 23-yard scoring toss only to see the Spartans come right back with a 48-yard drive. Ezor scored his third touchdown of the game.

Ezor finished the game with three touchdowns, tying an Eagle Aloha Bowl record. He carried the ball 41 times for 179 yards, both new marks. He was selected by the media as the MVP for Michigan State.

The 33 points scored by the Spartans were the most scored by a team since the bowl began in 1982.

Gabriel also made the record books, although not the way he wanted. He was intercepted three times and contributed to the record-breaking four interceptions of Hawai'i passes made by MSU.



WARRIORS' BOWL RECORD BOOK

OFFENSE

INDIVIDUAL

Passing

Most Yards: 559, Colt Brennan vs. Arizona State (2006 Hawai'i Bowl)

Most Completions: 33, Colt Brennan vs. Arizona State (2006 Hawai'i Bowl)

Most Attempts: 46, Timmy Chang vs. UAB (2004 Hawai'i Bowl)

Highest Completion Pct.: 78.6 (33-42), Colt Brennan vs. Arizona State (2006 Hawai'i Bowl)

Most Touchdowns: 5, Timmy Chang vs. Houston (2003 Hawai'i Bowl), Colt Brennan vs. Arizona State (2006 Hawai'i Bowl)

Longest Pass Play: 79 yards, Colt Brennan to Jason Rivers vs. Arizona State (2006 Hawai'i Bowl)

Longest Touchdown Pass: 79 yards, Colt Brennan to Jason Rivers vs. Arizona State (2006 Hawai'i Bowl)

Most Turnovers: 8 vs. Michigan State (1989 Aloha Bowl)

Most Interceptions: 4 vs. Michigan State (1989 Aloha Bowl)

Most Fumbles Lost: 4 vs. Michigan State (1989 Aloha Bowl)

Rushing

Most Yards: 113, Travis Sims vs. Illinois (1992 Holiday Bowl)

Most Carries: 29, Travis Sims vs. Illinois (1992 Holiday Bowl)

Most Touchdowns: 2, Travis Sims vs. Illinois (1992 Holiday Bowl); Michael Brewster vs. Houston (2003 Hawai'i Bowl)

Longest Run: 30 yards, Dane McArthur vs. Michigan State (1989 Aloha Bowl)

Longest Rushing touchdown: 8 yards, Michael Brewster vs. Houston (2003 Hawai'i Bowl)

Receiving

Most Yards: 308, Jason Rivers vs. Arizona State (2006 Hawai'i Bowl)*

Most Receptions: 14, Jason Rivers vs. Arizona State (2006 Hawai'i Bowl)

Most Touchdowns: 3, Jason Rivers vs. Houston (2003 Hawai'i Bowl)

Team

Most Points Scored: 59 vs. UAB (2004 Hawai'i Bowl)

Least Points Scored: 13 vs. Michigan State (1989 Aloha Bowl)

Most Total Yards: 680 vs. Arizona State (2006 Hawai'i Bowl)

Most Yards Passing: 559 vs. Arizona State (2006 Hawai'i Bowl)

Most Yards Rushing: 287 vs. Illinois (1992 Holiday Bowl)

DEFENSE

Individual

Most Tackles: 12, Leonard Peters vs. Houston (2003 Hawai'i Bowl)

Most Interceptions: 2, Kelvin Millhouse vs. Houston (2003 Hawai'i Bowl)

Most Sacks: 2, Delmar Johnson vs. Michigan State (1989 Aloha Bowl); Darrell Tautofi vs. UAB (2004 Hawai'i Bowl); Mel Purcell vs. Arizona State (2006 Hawai'i Bowl)

Team

Most Points Allowed: 48 vs. Houston (3OT) (2003 Hawai'i Bowl)

Least Points Allowed: 17 vs. Illinois (1992 Holiday Bowl); vs. Oregon State (1999 Oahu Bowl)

Most Total Yards Allowed: 590 vs. UAB (2004 Hawai'i Bowl)

Most Yards Passing Allowed: 417 vs. UAB (2004 Hawai'i Bowl)

Most Yards Rushing Allowed: 225 vs. Michigan State (1989 Aloha Bowl)

Most Turnovers caused: 2, numerous times

Most Interceptions: 2 vs. Houston (2003 Hawai'i Bowl); vs. Michigan State (1989 Aloha Bowl)

Most Fumble recoveries: 2 vs. Arizona State (2006 Hawai'i Bowl)

Sacks: 6 vs. Oregon State (1999 Oahu Bowl); vs. Michigan State (1989 Aloha Bowl)

SPECIAL TEAMS

Most field goals: 3, Eric Hannum (1999 Oahu Bowl)

Longest field goal: 45 yards, Jason Elam vs. Illinois (1992 Holiday Bowl)

Most punts: 5, Mat McBriar vs. Tulane (2002 Hawai'i Bowl)

Longest punt: 73 yards, Mat McBriar vs. Tulane (2002 Hawai'i Bowl)

Longest kickoff return: 42, Britton Komine vs. UAB (2004 Hawai'i Bowl)

Longest punt return: 59, Chad Owens vs. UAB (2004 Hawai'i Bowl)

Longest kickoff return for a touchdown: 42, Britton Komine vs. UAB (2004 Hawai'i Bowl)

Longest punt return for a touchdown: 59, Chad Owens vs. UAB (2004 Hawai'i Bowl)

*NCAA Bowl game record

ALL-TIME UH VS. RANKED OPPONENTS

OFFENSE

Date	Opponent	Result	Score
10/20/56	at #15 Iowa	L	0-34
12/3/71	#1 Nebraska	L	3-45
10/28/72	at #16 Tennessee	L	2-34
11/29/75	#15 San Jose State	W	30-20
12/4/76	#19 Nebraska	L	3-68
9/16/78	at #12 Nebraska	L	10-56
12/2/78	#3 USC	L	5-21
10/5/79	at #20 Brigham Young	L	15-38
11/14/81	#17 Brigham Young	L	3-13
12/4/82	#3 Nebraska	L	16-37
9/22/84	#4 Brigham Young	L	13-18
11/23/85	#10 Air Force	L	20-27
12/7/85	#9 Brigham Young	L	6-26
12/6/86	#4 Michigan	L	10-27
9/3/88	#9 Iowa	W	27-24
11/19/86	#16 Wyoming	L	22-28
10/28/89	#18 Brigham Young	W	56-14
12/25/89	#22 Michigan State (EAB)	L	13-33
9/1/90	#13 Texas A&M	L	13-28
12/1/90	#4 Brigham Young	W	59-28
9/7/91	at #15 Iowa	L	10-53
11/30/91	#18 Notre Dame	L	42-48
9/3/98	#24 Arizona	L	6-27
11/28/98	#15 Michigan	L	17-48
9/4/99	#21 USC	L	7-62
10/7/00	at #14 TCU	L	21-41
10/26/01	#18 Fresno State	W	38-34
12/8/01	#9 Brigham Young	W	72-45
11/30/02	#14 Alabama	L	16-21
9/13/03	at #4 USC	L	32-61
12/6/03	#18 Boise State	L	28-45
10/29/04	at #18 Boise State	L	3-69
9/3/05	#1 USC	L	17-63
9/23/06	at #25 Boise State	L	34-41
11/23/07	#17 Boise State	W	39-27

THE UNIVERSITY OF HAWAII





David McClain
President

A noted business educator with an entrepreneurial mindset, David McClain, president of the University of Hawai'i System, is also a life-long sports participant and enthusiast. Growing up he played basketball and baseball, and in later life has pursued - with varying degrees of success - fast-pitch softball, volleyball, tennis and golf. At the University of Kansas, McClain bowled on the university's club team which competed in the then-Big Eight, and he briefly considered a professional bowling career. Over the past 15 years, McClain has been active in UH Manoa athletics' traditions and is often seen enjoying various sporting events with his family.

McClain first joined UH in 1991 as the Henry A. Walker Jr. Distinguished Professor of Business and professor of financial economics and institutions. He became dean of the College of Business and the First Hawaiian Bank Distinguished Professor of Leadership and Management in 2000, and became the vice president for academic affairs for the university system in July 2003. He has served as the chief executive officer of the UH System since June 2004.

McClain's ability to reach out and connect with students, alumni and the greater community can be seen with the many roles he has taken on within the local arena. A director of ML Resources and First Insurance, he also serves on the board of Hanalei School and on a number of other nonprofit boards in Hawai'i.

After receiving a BA in economics and mathematics from the University of Kansas, McClain joined the U.S. Army, completing his service as a first lieutenant in Vietnam. He earned a PhD in economics from the Massachusetts Institute of Technology and taught at MIT's Sloan School of Management and at Universidad Gabriela Mistral in Santiago, Chile. He has been a visiting scholar at Keio and Meiji universities, and is on the board of advisors for Ritsumeikan Asia Pacific University in Japan. He was a tenured faculty member and department chair at Boston University and founding director of the Management Development Program - Japan. He also served as senior staff economist on the Council of Economic Advisors to President Jimmy Carter and head of international economic modeling services for Data Resources, Inc.

McClain has headed the Asia Pacific Economic Cooperation Business Management Network and is a former director of the National Association for Business Economics and of Babson-United, a privately held financial services firm. He is the author of *Apocalypse on Wall Street*, published by Dow-Jones/Irwin;

numerous scholarly articles; and several hundred columns on economic issues.

Having been at the university for 17 years, McClain is very familiar with the university's athletics tradition and looks forward to any opportunity he and his family have to enjoy a game. As a father whose daughters have participated in NCAA sports, McClain is no stranger to the spirit and dedication required of the student-athlete, and he looks forward to cheering on Manoa's student-athletes every season.

He is married to Wendie Kastler McClain, an early childhood educator, literacy advocate, former chair of the Hawai'i Literacy board, and avid golfer and sailor. The McClains have three daughters, each of whom they've coached in



Virginia Hinshaw
Manoa Chancellor

youth soccer, and have two granddaughters.

The new chancellor of the Manoa campus at the University of Hawai'i is equally at ease wielding a canoe paddle, test tube or gavel. Virginia Hinshaw - outdoorswoman, scientist and administrator - took

over the head job at the University of Hawai'i System's flagship campus in July.

"Working on a campus and in a state that is culturally diverse was particularly appealing to me and being around water has always 'refreshed my soul'," says the new Chancellor of UH Manoa.

Hinshaw comes to Hawai'i with an enthusiasm for reaching out to people on the Manoa campus and throughout the community. She always wears a name tag so people will feel more comfortable approaching her: "That helps accomplish my major activities - listening and learning - and I am a quick study since I've done it before. At the same time, I'm absorbing the culture," she says.

Hinshaw is an academic leader with a distinguished record of accomplishment at UC

Davis, where she served as provost and executive vice chancellor, and prior to that as vice chancellor for research and dean of the graduate school at the University of Wisconsin-Madison. She is also a renowned scientist with expertise in microbiology whose work over the past 25 years has aided in the understanding of the influenza virus and new approaches to vaccines.

She was drawn to the challenges of leading the UH Manoa campus by the opportunity to make a meaningful impact.

"Through research, education and public service, we create the jobs of tomorrow, educate people for those jobs and prepare them to be responsible citizens and lifelong learners - those activities create great social good. So joining all of you to build support and enthusiasm for the significant contributions of a high quality institution like Manoa seems like a natural fit."

In her new role heading the Manoa campus, she will be responsible for administrative and academic oversight of 20,000 students and about 6,000 faculty and staff members.

"I accepted the position because I felt it was a strong match - I believe that my background, experiences and passions will be helpful in enabling UH Manoa to fulfill its goals and maintain its values - plus I had wonderfully positive interactions with the people both on the campus and in the community."

Hinshaw's enthusiastic love of outdoor activities is a natural fit for Hawai'i.

"Snorkeling, swimming, hiking, fishing, golf, white water rafting, canoeing - they all provide wonderful ways for my family to enjoy nature."

UH Manoa's new number-one football fan is no stranger to college powerhouses - she grew up in Tennessee, attended high school in Alabama and graduated from Auburn University with a bachelor's degree in laboratory technology and master's and doctorate degrees in microbiology.

She served on the Athletic Board at the University of Wisconsin-Madison, where she enthusiastically rooted for both of her sons, who were athletes there.

Her other favorite activities include word games, movies, mentoring, listening to music, playing her Native American flute, raising money for breast cancer research (as a breast cancer survivor and thriver) and learning ("I love to learn so I really enjoy getting to learn something new").

Hinshaw is married to her high school sweetheart Bill and their family includes two sons, Bill and Louis; two daughters-in-law (Keri and Molly); and four grandchildren (Audrey, Louis, Kai and Ronan).



Herman Frazier
Athletics Director

Hired as the University of Hawai'i's 17th director of athletics in August 2002, former Olympic champion Herman Ronald Frazier hit the island in full stride and hasn't looked back since. During his five-year tenure, Frazier has dedicated himself to the welfare of UH's more than 540 student-athletes by bolstering the financial standing of the department; undertaking major facility improvements; implementing various programs to enhance the UH fan experience; and hiring six new head coaches, including the selection in April 2007 of Bob Nash - the first new head coach for men's basketball in 20 years.

Frazier has tackled UH's fiscal challenges head-on by producing unprecedented revenue for the department. His goal of redesigning 'Ahahui Koa Anuenue, the UH booster club, has helped secure scholarship endowments surpassing \$5 million, while the preferred seating program and Frazier's successful negotiations of exclusive radio and television contracts yielded \$5.1 million more in 2006-07. Frazier was also the driving force behind the first rent-free season for Warrior football games since moving into Aloha Stadium since 1975. As a result of Frazier's efforts, the department ended 2006 with an annual net gain. Three years earlier, UH suffered an annual net loss of \$2.4 million.

Upgrading facilities continues to be a critical part of Frazier's long-range goals. In 2005, renovations were completed for the UH Tennis Complex, which shortly thereafter was named National College Facility of the Year by the USTA. The first phase of Cooke Field renovations has recently been completed with new lights and seating, while renovations at Duke Kahanamoku Aquatic Center are currently underway. Funds have also been allocated to implement new turf and refurbished seating at Les Murakami Stadium.

Under Frazier's leadership, UH has launched weekly e-newsletters ("H-Mail"), formed the spirit groups Manoa Maniacs and UH Kids' Club and implemented a new digital ticketing system. UH also developed season-ticket deposit programs this year for both football and men's basketball, allowing fans to initiate season-ticket purchases earlier than ever before.

Before arriving at UH, Frazier spent 23 years as an administrator at Arizona State University and landed his first athletics director job at Alabama-Birmingham in 2000.

Frazier's ability to lead stems beyond the Pacific Rim into all corners of the world as evident by his last authoritative role - Chef de Mission of Team USA for the XXVIII Olympiad in 2004 in Athens, Greece. He is currently working with the USOC as a consultant on various issues.

Before Frazier began building an impressive resume as a leader, he was a multi-sport athlete at Germantown High in Philadelphia.

From there, Frazier launched his collegiate athletic career at Division III Denison University, and later at Arizona State, where he was an eight-time All-American and team captain of the 1977 national championship track team. He graduated from ASU in 1977 with a degree in political science.


Frazier made a name for himself in the Olympic arena running the leadoff leg of the gold medal-winning 4x400-meter relay team, while capturing a bronze medal in the 400-meter dash at the 1976 XXI Olympiad in Montreal. He was also a gold medalist at both the 1975 and '79 Pan-American Games and a member of the 1980 U.S. Olympic team that boycotted the XXII Olympiad in Moscow.

Since 2001, he has received numerous honors, including the NCAA Silver Anniversary Award, which recognizes former student-athletes who have distinguished themselves after completing their collegiate athletic careers 25 years ago. In 2003, *Sports Illustrated* tabbed him one of the 101 most influential minorities in sports. He earned the distinction as one of the Top 50 Most Powerful Blacks in Sports in the March 2005 issue of *BLACK ENTERPRISE* magazine. In 2006, the NCAA honored him as one of the "100 Most Influential Student-Athletes" who have made a significant impact or major contribution to society. This award was presented in conjunction with the NCAA Centennial Celebration.

Frazier is currently engaged to Caroline Beal.

ATHLETICS MISSION STATEMENT

The mission of the University of Hawai'i Athletics Department is to operate dynamic sports programs encouraging student-athletes in their pursuit of excellence in the realms of academic achievement and athletic competition at the highest levels. The Athletics Department will provide equal opportunities to male and female students of all ethnic and cultural backgrounds, and will develop sportsmanship and ethical conduct. With aloha, we dedicate ourselves to earning the trust and loyalty of our fans and community through exemplary sports programs.



Frazier and WAC commissioner Karl Benson

ADMINISTRATIVE STAFF



Carl Clapp
Assoc. A.D./
Administrative
Services



John McNamara
Assoc. A.D./
External Affairs



Marilyn Moniz-Kaho'ohano
Assoc. A.D./
S.W.A.



Bill Bryant
Asst. A.D./
Compliance &
Eligibility



Teri Chang
Asst. A.D./
Facilities & Events
Management



Tiffany Kuraoka
Asst. A.D./
Business Operations

FRAZIER UP CLOSE

Date of Birth ▶ Oct. 29, 1954

Hometown ▶ Philadelphia, PA

Alma Mater ▶ Arizona State (1977)
Bachelor's degree in political science

ATHLETICS ADMINISTRATIVE EXPERIENCE

2002-present (Hawai'i)

▶ Athletics Director

2000-02 (Alabama-Birmingham)

▶ Athletics Director

1977-2000 (Arizona State)

▶ Sr. Associate Athletics Director for Business and Operations
▶ Associate Director of Athletics
▶ Assistant Director of Operations
▶ Director of Athletic Facilities
▶ Assistant Director of Events and Facilities

ADMINISTRATIVE ACCOMPLISHMENTS

▶ Hired head coaches for men's tennis, women's basketball, men's and women's swimming, women's golf, women's tennis and men's basketball
▶ Has bolstered UH's budget with a focus on fund-raising and the introduction of premium seating at UH football and courtside seating at men's basketball and women's volleyball
▶ Has overseen numerous capital improvements, including the completion of the new UH Tennis Complex and the current renovations of Kahanamoku Aquatic Center, Cooke Field and Les Murakami Stadium
▶ Member of the NCAA/USOC Task Force to oversee changes in Olympic sports sponsored by NCAA schools; the Division I NCAA Football Issues Committee; the NCAA Peer Review Committee; and chairman of the 2006-07 Western Athletic Conference Council



LILI'UOKALANI STUDENT SERVICES CENTER



VIEW FROM HAWAII HALL



The University of Hawai'i system is comprised of three university campuses, seven community colleges and a host of other educational centers. As a research university of international standing, the

University of Hawai'i at Manoa is the flagship campus of the University system. UH Manoa's mission and that of the University system is to provide quality high education and training in addition to creating knowledge through research and scholarship. The University also seeks to contribute to the cultural heritage of the state of Hawai'i and fulfill the needs of the state through a comprehensive array of undergraduate, graduate and professional degree programs. UH Manoa is accredited by the Accrediting Commission of Senior Colleges and Universities of the Western Association of Schools and Colleges.

History

UH Manoa was founded in 1907 and is the oldest campus in the University system. The school began under the auspices of the Morrill Act as a land-grant college of agriculture and mechanic arts, and in 1920, the school added the College of Arts and Sciences to become the University of Hawai'i. Later, in order to distinguish UH from other schools in the growing University system, the school changed its name to the University of Hawai'i at Manoa.

Academic Excellence

Today, there are more than 20,000 students enrolled in various degree-granting programs at UH Manoa. The University has been recognized as the premier institution to study in fields such as tropical agriculture, tropical medicine, oceanography, astronomy, volcanology, comparative religion, Asian and Pacific Island studies, and several more wide-ranging fields. In addition, the UH Manoa offers instruction in more languages than any U.S. institution outside the United States' State Department. The variety of undergraduate degree programs offered at the University continues to expand and even allows for students to create their own

specialized program. UH Manoa recently added yet another degree program into its curriculum, when the Hawai'i State Legislature approved funding for a film school, the Academy of Creative Media, the first of its kind in the state.

Awards & Accolades

UH Manoa continues to be widely recognized for its excellence in education. In 2006, the Shidler College of Business was once again ranked among the nation's top 20 graduate schools for international business by *U.S. News & World Report*. The Richardson School of Law and John Burns School of Medicine have been recognized as the most diverse faculty and student populations in the country, mirroring that of Hawai'i's population and allowing for a more enriched learning environment for all students. Meanwhile, the UH Manoa faculty has continued to receive national and international recognition from as far as China, Japan and France in fields such as journalism, literature information technology and theatre.

A Majestic Location

The campus is centrally located in Manoa, a residential neighborhood that is part of metropolitan Honolulu. The beauty of the verdant Manoa valley provides a backdrop for a unique and inviting campus, yet students are just a few minutes away from the cultural, commercial and recreational activities of a cosmopolitan city. Hawai'i's exceptional climate makes it possible to enjoy outdoor recreation all year round. Restaurants and cafés offer cuisines from around the world, while various city events offer students cultural diversions that complement their academic pursuits.

Top-Notch Facilities

UH Manoa is home to cutting-edge technology and research facilities, such as the University's Mauna Kea facilities on the Big Island which house the Gemini research observatory and two of the largest telescopes in the world. In 2003, walls were raised for a new medical school and biomedical research facility in Kaka'ako on O'ahu. Other off-campus facilities include the Lyon Arboretum, the Waikiki Aquarium and the

world-class Hawai'i Institute for Marine Biology on Coconut Island.

Leaders in Research

UH Manoa is one of just 151 colleges and universities nationwide recognized as an extensive doctoral/research university by the Carnegie Foundation for its wide-ranging doctoral programs and research. From life-saving medical breakthroughs, to environmental protection, to economic stimulus, the scholarship and research conducted by UH Manoa impacts the quality of life on many levels. In recent years, researchers were the first to successfully clone multiple generations of mammals, use freeze-dried sperm to fertilize an egg, develop the anti-cancer drug Cryptophycin-52, develop safe hydrogen fuel storage cells and discover a Japanese submarine downed in the Pearl Harbor attack more than 60 years ago.

Vibrant Student Life

Intellectual rigor is balanced by a wide range of leisure activities that include campus concerts, cookouts, theatrical performances, recitals, ethnic performances, art galleries, debates, fairs and celebrations. Students may choose to join any of the school's nearly 150 Registered Independent Organizations (RIOs) and can tap into a variety of on-campus services from the Counseling and Student Development Center to University Health Services. Meanwhile, UH Manoa is home to eight residential complexes housing more than 3,000 students, giving students an opportunity to meet and socialize with their fellow classmates, while being close to classrooms, campus jobs and numerous on-campus events.

CENTENNIAL CELEBRATION

The University of Hawai'i is celebrating its centennial during the 2007-08 academic year. From the institution's humble beginnings in 1907 as the College of Agriculture and Mechanic Arts, today it is a 10-campus university system that includes the flagship UH Manoa campus.





AREAS OF EXCELLENCE

► **Nationally Competitive Top-25** programs include environmental law, Eastern philosophy, international business, second language studies and athletics.

► **Research** UH Manoa ranks among the major research universities in the U.S.

► **Location** Beautiful Manoa Valley is a rainbow-filled neighborhood just minutes from Waikiki and other O'ahu attractions.


► **Opportunity** UH Manoa leads the nation in minority students earning graduate degrees and, according to the Chronicle of Higher Education, is the most diverse campus in the United States.

► **Values** Shared values of the UH system include aloha, collaboration, respect, intellectual rigor, integrity, service, access, affordability, diversity, fairness, leveraged technology, innovation, accountability and sustainability.

► **International Advantage** Hawai'i's position between east and west, in the middle of the Pacific, creates opportunities for international leadership and influence. Asia/Pacific expertise permeates the university's activities.

FAST FACTS

► Island	O'ahu
► Location	Honolulu
► Established	1907
► Programs Offered	
Total	285
Bachelor's	87
Master's	85
Doctoral	51
1st Professional	3
Post Baccalaureate	3
Undergraduate Certificate	29
Graduate Certificate	27
► Enrollment	
Total Enrollment	20,357
Undergraduate	14,037
Graduate	6,320
► Student: Faculty Ratio	16:1



DID YOU KNOW?

- The Department of Meteorology is recognized as one of the world's three leading programs in Tropical Meteorology.
- The School of Travel Industry Management is one of only 12 International Tourism and Education Training Centers in the world.
- The Department of Second Language Studies ranks first in the nation.
- Only UH Manoa, Harvard and Cambridge have won Japan's international prize in biology more than once.
- UH Manoa's diverse student body and educational programs boast students from all 50 states and 80 countries.
- UH Manoa is one of the nation's "best value" undergraduate institutions. *Princeton Review (2006)*
- UH Manoa is one of the best wired college campuses in America, according to two separate rankings from the *Princeton Review Intel. Pacific Business News (2004)*
- UH Manoa leads the nation in minority students earning graduate degrees.
- UH alumni include entertainer Bette Midler, US Senator Daniel Inouye and world-renown heart surgeon Richard Mamiya.
- *U.S. News and World Report* ranked UH Manoa in the Top 20 for "Best College Sports Program" in NCAA Division I classification.

PROGRAMS OFFERED

- Academy for Creative Media*
- Accounting
- Aging*
- American Studies
- Animal Sciences
- Anthropology
- Apparel Product Design & Merchandising
- Architecture (ArchD)
- Art & Art History
- Asian Studies
- Bioengineering
- Biology
- Botany
- Business, General
- Chemistry
- Chinese
- Classics
- Communication
- Computer Science
- Dance
- Dance Theatre
- Dental Hygiene
- Economics
- Education
 - Elementary
 - Early Childhood Option
 - Special Education Option
 - Secondary
 - Special Education Option
- Engineering, Civil
- Engineering, Electrical
- Engineering, Mechanical
- English
- English as a Second Language*
- Environmental Studies*
- Ethnic Studies
- Ethnobotany
- Family Resources
- Finance
- Food Science and Human Nutrition
- French
- Geography
- Geology
- Geology & Geophysics
- German
- Global Environmental Science
- Hawaiian
- Hawaiian Studies
- History
- Human Resources Management
- Indo-Pacific Languages*
- Information and Computer Sciences
- Interdisciplinary Studies**
- International Business
- Japanese
- Journalism
- Kinesiology and Leisure Sciences
 - Health, Exercise Science & Lifestyle Management Option
 - Physical Education Option
- Korean
- Linguistics*
- Management
- Management Information Systems
- Marine Biology
- Marketing
- Mathematics
- Medical Technology
- Meteorology
- Microbiology
- Music
- Natural Resources and Environmental Management
- Nursing

- Peace Studies*
- Philippine Language and Literature
- Philosophy
- Physics
- Plant and Environmental Biotechnology
- Plant and Environmental Protection Sciences
- Political Science
- Psychology
- Religion
- Russian
- Social Work
- Sociology
- Spanish
- Speech
- Speech Pathology and Audiology
- Theatre
- Travel Industry Management
- Tropical Plant & Soil Sciences
- Women's Studies*
- Zoology

Pre-Professional Preparation for Advanced Study in:

- Dentistry
- Law
- Medicine
- Optometry
- Pharmacy
- Physical Therapy
- Veterinary Science

* Available through Interdisciplinary Studies

** Students may pursue a course of study that is not currently a major by submitting a degree proposal and gaining approval through the Interdisciplinary Studies program.



The Rainbow

Before 1923, UH teams were nicknamed the "Deans." Then in the final game of the 1923 season, UH head coach Otto Klum's squad upset Oregon State, 7-0, at Mo'ili'ili Field. During the game, a rainbow appeared over the field. Reporters started calling UH teams the Rainbows, and the tradition began that Hawai'i would not lose a game if a rainbow appeared.

Rainbows, however, had magical powers long before football came to the islands. Hawaiian chiefs considered them sacred and used them as signs of a chief's presence. A rainbow hovering over a newborn child indicated that he was of a god-like rank.

The rainbow was part of the official logo (above) at the UH Athletics Department from 1982-2000.



The Warrior

The Warrior holds an honored place in Hawaiian history for it was the warrior who united the Hawaiian Islands under Kamehameha the Great. The Hawaiians expected the warrior to display great strength, skill and a fighting spirit.

Although it wasn't until 1974 that the UH football team adopted the nickname "Rainbow Warriors," the university's use of the name goes back a number of years.

One reason for using the nickname is the tremendous amount of support of the UH scholarship fund-raising organization, 'Ahahui Koa Anuenue-the Order of the Rainbow Warrior. Since its inception in 1966, this organization has provided a tremendous amount of support to Hawai'i's student-athletes.



The Wahine

In 1972, Dr. Donnis Thompson, a professor in the Health, Physical Education and Recreation Department, with the assistance of the men's Athletics Department, created the first women's athletics program. The men's program was known as the "Rainbows" and so Dr. Thompson called the women's athletics program the "Rainbow Wāhine."

The Hawaiian word "wahine" is translated in English as woman and the pluralized word "wāhine" (with the macron over the "a"), means women, hence the name Rainbow Wāhine. She also created a new logo based on the Rainbow in a rounded version and added the name "wahine." Dr. Thompson became the first women's athletics director and served until 1981.



The Seal

The original university seal, adopted in 1921 by the Board of Regents and amended in 1946, contains a torch and book titled Malamalama (The Light of Knowledge) surrounded by the state motto, *Ua mau ke ea o ka 'āina i ka pono* (the life of the land is perpetuated in righteousness).

In 2006, the seal was updated to modernize it in a manner that reflects its history, spirit and global perspective while providing a readable version for modern print, electronic and product applications.

The university motto, inscribed in both the Hawaiian and English languages on Founders' Gate at the entrance to the Manoa Campus on University Avenue, is *Maluna a'e o na lahui o pau ke ola ke kanaka* (above all nations is humanity).



The Colors

Green and white became the school's colors when a group of faculty wives were deciding on decoration and color schemes for the school's social calendar. At the time, materials took weeks to be shipped to the islands, making materials of many colors scarce.

The wives reasoned that basic white would always be available and green decorations could constantly be provided by Hawai'i's lush growth of tropical plants.

As it turns out, green is the color of Lono, the ancient Hawaiian god of agriculture. In addition, the use of green represents not only the richness of Manoa, but also spiritual prosperity and success. The UH Manoa campus itself is located in the heart of

FIGHT SONG

"Co-ed"

Here's to our dear Hawai'i
Here's to our Green and White
Here's to our Alma Mater
Here's to the team with fight
Rah! Rah! Rah!

Here's to old warriors calling
Here's to old battles won
Here's to Hawai'i's victory
Here's to each valiant son.

ALMA MATER

In green Manoa valley our Alma Mater stands
Where mountain winds and showers refresh her fertile lands;
The flag of freedom beckons above her shining walls,
To larger truth and service our Alma Mater calls.

Hawai'i, we have gathered within thy wide-flung doors,
As sons and daughters claiming her freely offered stores;
Our loyal praise we tender, and pledge to hold thy aim,
Till ocean's far horizons shall hear thy honored name.

the rich and fertile Manoa valley. Green is also the color of the ti leaf, a symbol of good omen, and emblem of divine power.

White, meanwhile, was associated with Hawaiian royalty and is symbolized with the best and the finest.

With the creation of the new athletic logo in 2000, the Athletics Department incorporated black and silver into its color scheme.

For many cultures in Hawai'i, black is a color that is respected. For Hawaiians, it takes them back to the kumulipo, the chant of creation, referring to the symbolism "from out of the darkness." The hidden meaning of which states that there is a new birth, or one cleanses to start anew.

Silver comes from the shimmering reflection of rainfall as it creates a blanket of mist over Manoa valley and a symbol of hope and victory, ultimately forming a bow or arc of prismatic color, the rainbow that is frequently seen over Manoa valley.

The New Logo

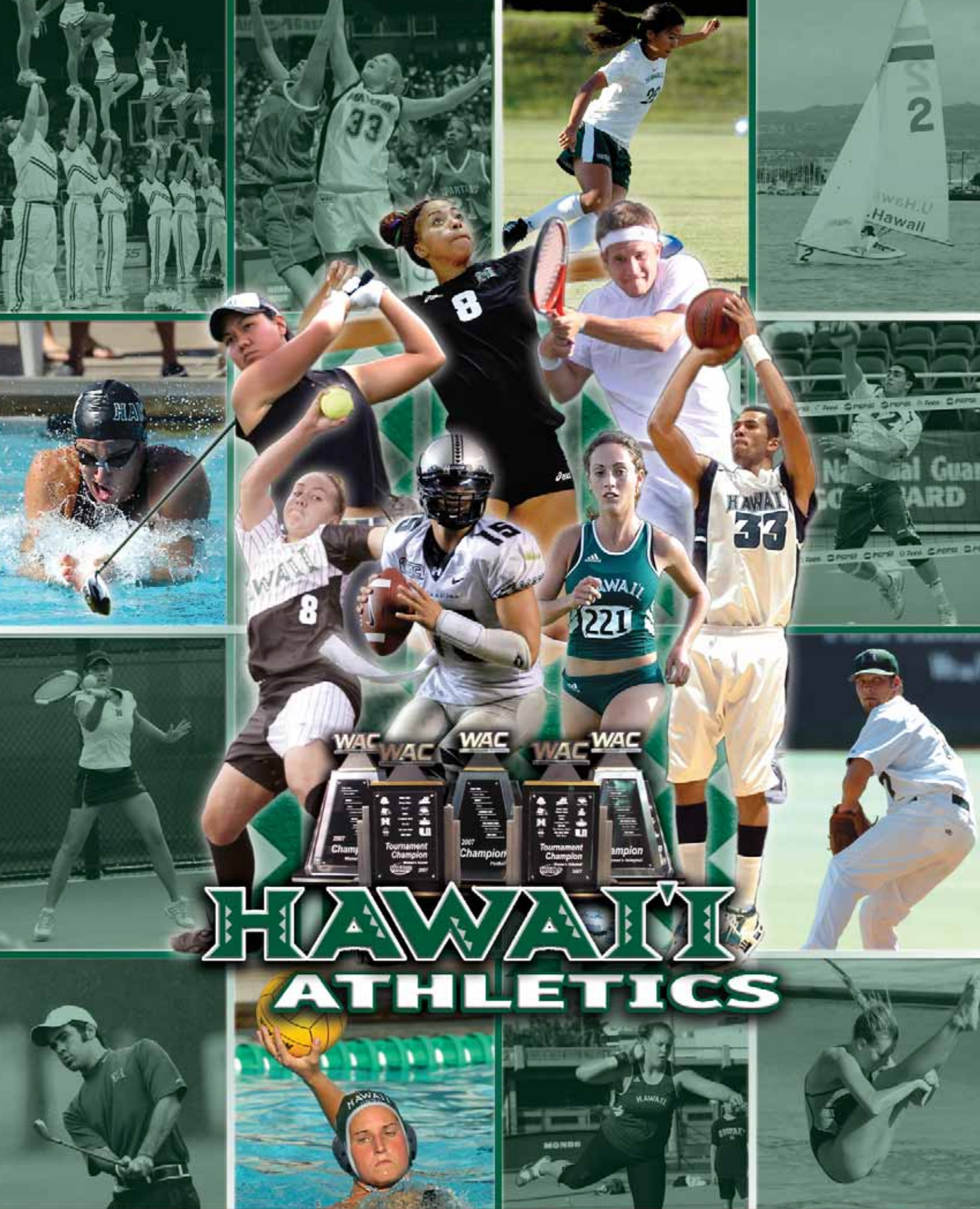
The UH Athletics Department unveiled a new logo in 2000. The theme of the new logo and identity is *pupukahi i holomua*, translated into English as, "unite and move forward as one."

Although the "H" outwardly represents Hawai'i, it also carries the significance of the Hawaiian expression and meaning of "ha." In Hawaiian culture "ha" means the breath - the spirit of life passed on to us from one person to another, generation to generation, with its lessons and success.

Although the patterns on the logo are inspired by the renaissance of the use of Hawaiian kapa designs, they are decorative. They represent the characteristics of the different people who have come together to obtain knowledge, success and efficient skills.

The triangles are universally symbolic. The three points represent the balance of the individual: the body, mind and spirit. Ancient Hawaiians believed that each entity with these values could not stand strong without the other two. This is the significance to the specific three triangles within the "H."





For the first time in school history, Hawai'i captured three Western Athletic Conference regular season titles and two conference tournament championships in football, women's soccer, and women's volleyball in 2007.



ADAM LEONARD
All-WAC First Team
Linebacker

MYRON NEWBERRY
All-WAC First Team
Defensive Back

DAVID VEIKUNE
All-WAC First Team
Defensive Line

MICHAEL LAFAELE
All-WAC First Team
Defensive Line

SOLOMON ELIMIMIAN
All-WAC First Team
Linebacker

DAN KELLY
All-WAC First Team
Kicker

WARRIOR FOOTBALL

2007 SCHEDULE/RESULTS

Sept. 1
NORTHERN COLORADO
W, 63-6

Oct. 12
at San Jose State
W, 42-35 (OT)

Sept. 8
at Louisiana Tech
W, 45-44 (OT)

Oct. 27
NEW MEXICO STATE
W, 50-13

Sept. 15
at UNLV
W, 49-14

Nov. 10
FRESNO STATE
W, 37-30

Sept. 22
CHARLESTON SOUTHERN
W, 49-14

Nov. 16
at Nevada
W, 28-26

Sept. 29
at Idaho
W, 49-14

Nov. 23
BOISE STATE
W, 39-27

Oct. 6
UTAH STATE
W, 52-37

Dec. 1
WASHINGTON
W, 35-28